

Samsung Kitchen Appliances 2019-2020



Samsung Kitchen Appliances 2019-2020



SAMSUNG

Brochure accurate at the time of printing.

DA-101889

SAMSUNG



Contents

| | |
|---------------------------|-----------|
| Leading Innovation | 4 |
| Refrigeration | 16 |
| Key innovation | 17 |
| Features | 18 |
| Models | 20 |
| Oven | 24 |
| Key innovation | 26 |
| Features | 28 |
| Models | 29 |
| Compact Oven | 34 |
| Features | 35 |
| Models | 36 |
| Hobs | 40 |
| Key innovation | 42 |
| Features | 43 |
| Models | 44 |
| Hood | 48 |
| Features | 49 |
| Models | 50 |
| Dishwasher | 52 |
| Features | 53 |
| Models | 54 |
| Specifications | 56 |
| Installation Guide | 74 |
| Services | 87 |

Leading Innovation

#1

Which?
2018
Large Home Appliance Brand

#6

Interbrand
2018
Best Global Brands

#2

REPUTATION INSTITUTE
2018
Most Reputable Companies in the U.S.

#5

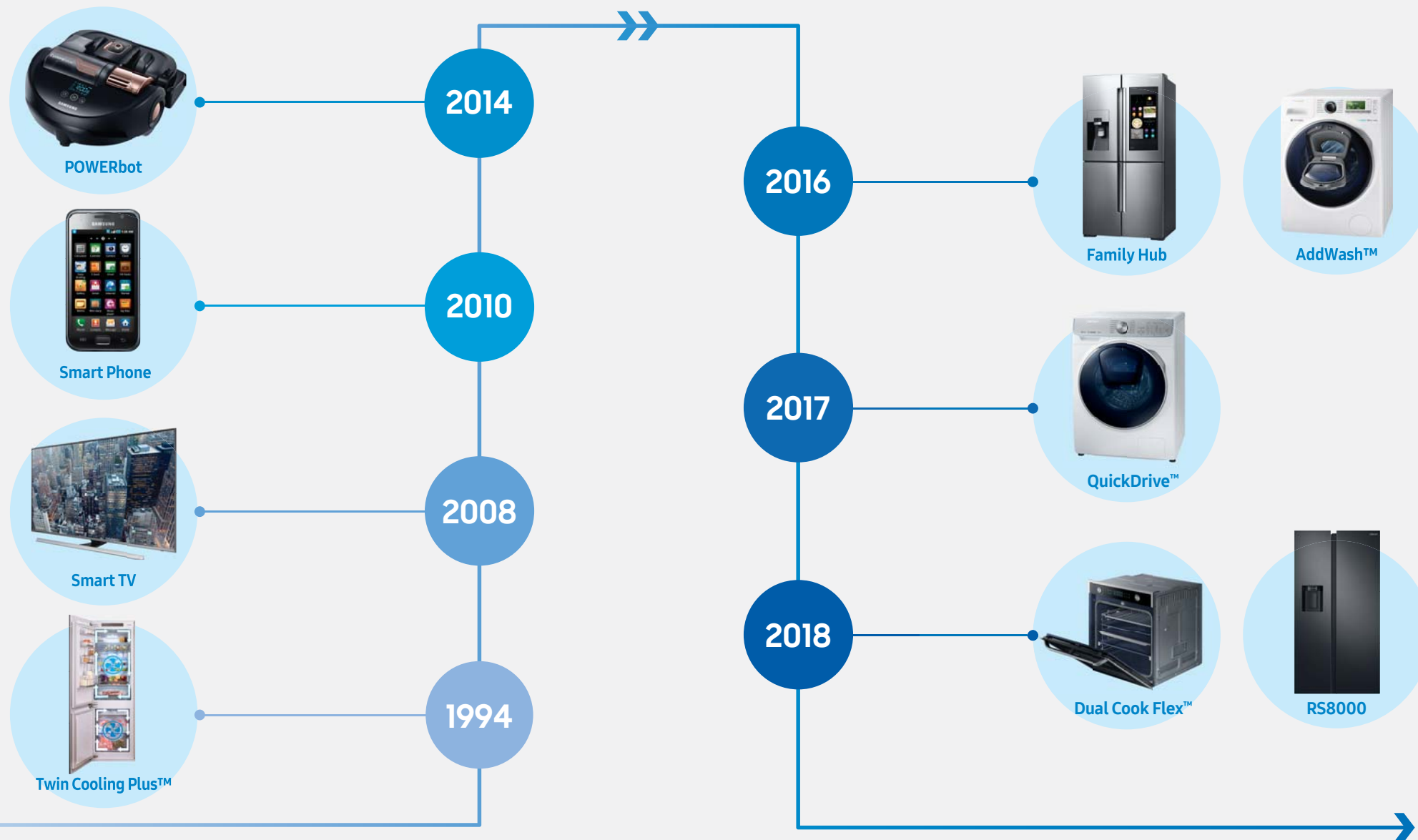
BCG
2019
Most Innovative Companies

#12

FORTUNE
2018
Global 500

#7

Forbes
2018
World's Most Valuable Brands



Samsung Electronics is a global leader in technology, opening new possibilities for people everywhere through relentless innovation and discovery.

We believe technology should enable progress for all. That's why we always look to create and deliver quality products that enhance convenience and foster smarter lifestyles for our customers around the world.



**What if the
best innovation
and design was
Built-In to your
kitchen?**



Introducing Samsung's Built-In & Integrated Kitchen Appliances



① A refrigerator that allows you to convert the freezer zone to a fridge & vice versa.

Need more room to hold cool beverages for a party? Convert the freezer zone to an extra fridge compartment and be chilled and ready to host at the weekend.

See page 15 for more information.



② An oven that lets you cook two totally different dishes at the same time.

Prepare two different dishes at different temperatures, with different settings, at the same time.

See page 25 for more information.



③ An induction cooktop that projects a virtual flame onto your cookware.

Enjoy the benefit of seeing a visible flame to better control the heat.

See page 44 for more information.



④ A dishwasher that uses sweeping walls of water to thoroughly wash your dishes.

Say goodbye to tough food residues and say hello to sparkling clean dishes from corner to corner.

See page 60 for more information.



The four core values of Samsung's Kitchen Appliances

The world is full of appliances with 'smart technologies'. But if those technologies don't help improve your day-to-day life, they are not that smart.

At Samsung, we don't just design our kitchen appliances around the latest technologies, we design them around you because we know that home is your making. And as we're all unique, we know that no two homes are the same.

Our products are designed with four core values in mind:

Innovation

Our products contain unique, new-to-the-world innovations to make your time in the kitchen that much more enjoyable. No matter what you choose to cook, clean or preserve, we make sure our appliances offer practical and efficient solutions.

Flexibility

Our products are designed to give you maximum flexibility to fit not only your kitchen's style but your own. All the versatility you need to give you full control over any meals you prepare, food you want to store and dishes that need washing.

Design

Our extensive range of Built-In products have all been thoughtfully designed to provide the perfect solution for you, no matter what type of kitchen you have. Our products are inspired by the designs of premium kitchens – sleek, minimalist and modern – while still being functional and easy-to-use.


Reliability

Not only do we take pride in our design and innovations across all our products, but we are also committed to ensuring there are no compromises when it comes to the dependability and durability of our products. And to show how much trust we have in our products, we offer a 5 Year Warranty on the majority of our appliances.

*On selected products, available by redemption within 90 days of purchase, T&Cs apply.

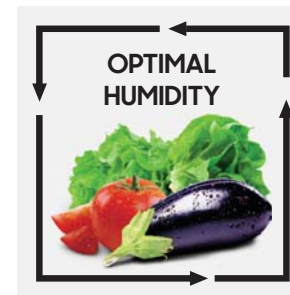
Refrigeration

Enjoy ultimate storage flexibility and superior cooling technology with Samsung's wide range of Fridge Freezers.



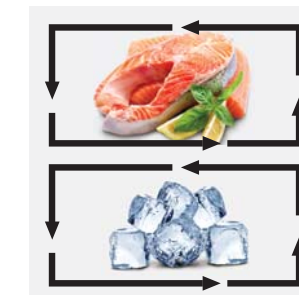
Twin Cooling Plus™

Twin Cooling Plus™ technology creates the optimal temperature and humidity in the fridge and freezer. This not only preserves food in the best condition, it also protects its natural flavour and aroma. It cools each compartment independently and prevents odours from mixing between them using their own dedicated evaporators and cooling systems. As a result, it retains more moisture and maintains a high humidity level all over the fridge. So, even the most perishable fruits and vegetables are kept fresher for longer, without them drying out or needing to be wrapped, which helps to reduce waste.



Optimal Humidity

Thanks to the Twin Cooling Plus™, the fridge compartment has its own dedicated supply of cold air, which maintains an optimal level of humidity.



No Odour Mixing

Twin Cooling Plus™ system cools the compartments separately to stop unpleasant odours spreading from fridge to freezer, so frozen food retains more natural flavour without being tainted by smells from the fridge.



Flexibility

The CoolSelect Plus zone provides the ultimate flexibility for different foods to be stored at the optimum temperature. That way, everything stays fresher and tastes great. With one touch, the bottom compartment can be easily converted from a freezer to fridge using the optimal pre-set temperatures of 2°C, -1°C, -5°C or -23°C to -15°C.

Other features



Total No Frost

Who has the time these days to defrost a fridge? Our Total No Frost feature maintains an even temperature, preventing ice build-up, saving you the hassle of defrosting and keeping your Fridge Freezer frost-free.



CoolSelect Plus Zone

Now you're in control of making sure your food is properly chilled. Two settings let you choose the perfect temperature for whatever you're storing – from cold meats, to keeping fruit and veg at their best.



Metal Cooling

The Metal Cooling Interior adds an extra touch of style to your fridge. With a beautiful reflective metal interior, the fridge looks as good on the inside as it does on the outside.



The Digital Inverter Compressor™

The Digital Inverter Compressor cleverly alters the fridge's power and running speed to how much cooling is needed. So the temperature is constantly perfect, making it more efficient, as well as less noisy and longer-lasting.




Take-Out Tray

Quickly see what's inside thanks to the transparent Take-Out Tray. Ideal to easily store and access all of your favourite or frequently used food items.



Easy-Slide Shelf

Reaching into your freezer often will no longer mean navigating an obstacle course of items. The Easy-Slide Shelf simply slides in and out so you can efficiently store, organise and access your frozen food to find and reach things at the back and in every corner, with no "dead space".



Precise Chef Cooling™

Chefs say that precise and stable temperature control is the key to keeping food at its freshest. Precise Chef Cooling™ minimises temperature fluctuation, so all of your ingredients retain their original textures and flavours.



Fresh Zone

Fresh Zone is a smartly designed drawer that provides the ideal environment for preserving meat and fish, keeping them at the optimum temperature so they stay fresh and have the best possible flavour.



SpaceMax Technology™

When you're short on space, but still need big on space, there's SpaceMax Technology™. It works by making the walls slimmer so the same size fridge on the outside has larger capacity inside. All without compromising on performance. You really can get the best of both worlds.



Adjustable Door Compartments

No more items precariously wobbling in the door. Alter the position of the Adjustable Door Bins to fit whatever you need – from small juices to family-sized milk. It's a great way to make the best use of your space.



Smart Dongle

Simply plug in the Smart Dongle* to control your Fridge Freezer settings with Power Freeze and Power Cool. And if that's not clever enough, you can also monitor your energy use and the Door Alarm right from your smartphone

* Requires Smart Home App available on Android and iOS.

Integrated Fridge Freezers models

The Samsung BRB6000 range of Integrated Fridge Freezers preserve the original freshness, flavour and texture of food for longer with advanced cooling systems that optimise the temperature and humidity, retain the cold and prevent ice build up. And you can remotely monitor and control it from anywhere at any time with Smart Dongle and App*.

| BRB260087WW | BRB260130WW | BRB260000WW |
|---|--|--|
| | | |
| <p>Key features</p> <ul style="list-style-type: none"> - Twin Cooling Plus™ - CoolSelect Plus - Metal Cooling - 263L Capacity - SpaceMax Technology™ - Precise Chef Cooling - Adjustable Door Pocket - Fresh Zone - Premium Finishing - No Frost - Energy Class A++ - Digital Inverter Technology™ - Slide Door - Power Cool & Freeze <p>Included accessories</p> <ul style="list-style-type: none"> - Egg Container - Ice Maker (Tray) - Wine Rack - Take Out Tray | <p>Key features</p> <ul style="list-style-type: none"> - All Around Cooling - 267L Capacity - SpaceMax Technology™ - Adjustable Door Pocket - Premium Finishing - No Frost - Energy Class A+ - Digital Inverter Technology™ - Fixed Door - Power Freeze <p>Included accessories</p> <ul style="list-style-type: none"> - Egg Container - Ice Maker (Tray) - Wine Rack | <p>Key features</p> <ul style="list-style-type: none"> - All Around Cooling - 268L Capacity - SpaceMax Technology™ - Adjustable Door Pocket - No Frost - Energy Class A+ - Digital Inverter Technology™ - Slide Door - Power Freeze <p>Included accessories</p> <ul style="list-style-type: none"> - Egg Container - Ice Maker (Tray) |

*10 year warranty is limited to the compressor only.

*Available on selected models only. Requires SmartThings App, available on Android and iOS. 5 year warranty on selected products, available by redemption within 90 days of purchase, T&Cs apply.

Freestanding Fridge Freezers models

Size. Capacity. Efficiency. All Fridges are the same, right? Wrong. Samsung fridges are different. Our refrigerators are not only beautifully designed to be spacious and versatile, but also enhances the look of your kitchen. They also include unique touches – clever features that help you in the life you lead. It's time to take a fresh look at your next fridge and open the door to one designed for the way you want to live. Open the door to fresh thinking.

RS68N8941SL



Key features

- Family Hub™ Display
- Twin Cooling Plus™
- 593L Capacity
- 383L Fridge
- 210L Freezer
- Plumbed Water & Ice
- No Frost
- Energy Class A++

Included accessories

- Egg Container
- Wine Rack



RF56M9540SR



Key features

- Family Hub™ Display
- CoolSelect Plus Zone
- Triple Cooling
- 635L Capacity
- 380L Fridge
- 255L Freezer
- Plumbed Ice & Water
- No Frost
- Energy Class A+

Included accessories

- Egg Container



RF23M8080SR



Key features

- Twin Cooling™
- FlexZone Drawer
- 636L Capacity
- 449L Fridge
- 187L Freezer
- Metal Cooling Door
- Plumbed Water & Ice
- Auto Fill Water Pitcher
- No Frost
- Energy Class A+

Included accessories

- Egg Container



RF22R7351SR



Key features

- Flexzone
- Twin Cooling Plus™
- Sleek & Seamless Design
- Fingerprint resistant
- Auto Fill Water Pitcher
- Food Showcase and Metal Cooling Door
- Plumbed Water & Ice
- Smart Divider

Included accessories

- Egg Container



RS50N3513SL



Key features


- All-Around Cooling
- 501L Capacity
- 357L Capacity
- 144L Capacity
- Plumbed Water & Ice
- No Frost
- Energy Class A+

Included accessories

- Egg Container
- Wine Rack



| RS67N8210S9 | RB36R883PSR | RZ32M7120B1 /RR39M7340B1 |
|--|--|---|
|  <p>Key features</p> <ul style="list-style-type: none"> - Twin Cooling Plus™ - 609L Capacity - 407L Fridge - 202L Freezer - Ice Maker (Integrated) - No Frost - Energy Class A+ <p>Included accessories</p> <ul style="list-style-type: none"> - Egg Container |  <p>Key features</p> <ul style="list-style-type: none"> - Paired or Individual - Pairing kit included - 710L Combined Capacity - 355L Individual Capacity - Twin & Metal Cooling - Cool Select Plus Zone - No Frost - Energy Class A++ <p>Included accessories</p> <ul style="list-style-type: none"> - Egg Container - Chef Pan |  <p>Key features</p> <ul style="list-style-type: none"> - Paired or individual - Pairing kit included - 690L Combined Capacity - 375L Fridge Capacity - 315L Freezer Capacity - Water Dispenser non-plumbed (Fridge only) - Slim Ice Maker (Freezer only) - No Frost - Energy Class A+ <p>Included accessories</p> <ul style="list-style-type: none"> - Egg Tray - Wine Rack |

| RZ32M71207F /RR39M73407F |
|---|
|  <p>Key features</p> <ul style="list-style-type: none"> - Paired or individual - Pairing kit included - 745L Combined Capacity - 390L Fridge - 355L Freezer - Water Dispenser non-plumbed (Fridge only) - Slim Ice Maker (Freezer only) - No Frost - Energy Class A+ <p>Included accessories</p> <ul style="list-style-type: none"> - Egg Tray - Wine Rack |



Oven

Samsung Built-In Ovens are designed for people who want eye-catching style and great results, with the minimum amount of effort. With Dual Cook technology, you can cook multiple dishes at once and all with the precision needed for professional-quality food.





Dual Cook Flex™

**One Flexible Door. Two temperatures.
Endless cooking combinations.**

Samsung Dual Cook Flex™ doesn't just cook at two temperatures when needed. It now has a hinged, Flexible Door giving you the choice to access the full oven or just the top half, without interrupting what's cooking below. It's our most flexible oven yet. So say goodbye to mealtime dramas.

Conquer every feast

Not only does cooking at two temperatures and settings end unwanted cooking dramas; the new Flexible Door means you can access the full oven or just the top half, without interrupting what's cooking below.



Cook flexibly

Say goodbye to mealtime dramas. Now with a Flexible Door, it's easier than ever to divide the oven and cook endless combinations of dishes – and keep everyone happy at the same time.



Save your energy

Why waste energy heating the full oven, if you're only cooking something light in the top half? Dual Cook Flex™ is a more energy efficient way of cooking, saving you 20% on energy* when only using the top half.

*Upper vs. whole compartment on small cake setting at convection 155°C (IEC-60350)

Features



Gourmet Vapour Technology™

Gourmet Vapour Technology™ optimises the taste and texture of your food, especially during baking or roasting. The technology creates a super-heated vapour that quickly spreads from corner to corner to ensure even cooking, even across multiple levels. So food is deliciously crispy and brown outside.



Meat Probe

A Meat Probe allows you to monitor the internal food temperature without any guesswork by clearly indicating when meat is thoroughly cooked, all without opening the oven door and releasing heat.



Soft Closing Door

The Soft Closing Door smoothly and gently opens and closes with minimal noise. The door's hinge helps it to slowly come to a stop safely, giving you complete peace of mind.



Guide Lighting Control

You can control cooking temperatures and times, select functions and set cleaning options easily with an intuitive step-by-step display. By following the lights it clearly shows you what to do next, based on the last option you chose, so you can prepare delicious meals without reaching for the instruction manual.



Full Touch Colour LCD Control

A 4.6" full-touch LCD display offers a much simpler and easier way to cook – exactly how you want to. You can select and control a range of functions and settings, such as cooking mode, temperature and time, with the simple touch of your finger.



Telescopic Rail

A Telescopic Rail slides in and out smoothly with hardly any effort, even if you're using large pans or heavy dishes. So you can keep on basting, turning and seasoning your food – without any mess or spills.



Self Cleaning (Pyrolytic)

A Pyrolytic system keeps your oven neat and clean without any time-consuming scrubbing. It heats the oven cavity to burn off any grease and residue left from cooking, leaving only a few ashes to wipe away.



Cleaning (Catalytic)

Imagine an oven that cleans itself while it's working. With Catalytic cleaning, the food remnant tray collects grease and residue and chemically dissolves them, so your oven is always clean.




Cleaning (Steam)

Steam Clean helps remove even the most stubborn grime. It uses just a small amount of water inside the oven to create hot steam that loosens grease and food residue, and with Ceramic Enamel lining it's so much easier to wipe off.

Dual Cook Flex™ models

Cook efficiently with less effort and more taste! A hinged flexible door and Dual Cook system give you the flexibility to cook various types of dishes at the same time, saving time and energy and optimising results. WiFi Connectivity also lets you monitor and control it anytime, anywhere with an App*.

| NV75N7677RS | NV75N7647RS | NV75R7676RS |
|--|--|---|
|  |  |  |
| <p>Key features</p> <ul style="list-style-type: none"> - Dual Cook - Flexible Door - WiFi Connection - Intuitive & Easy LED Display - Guide Lighting Control - 75L Large & Useful Capacity - Energy Class Whole A+ - Upper / Lower A - Auto Cook 50 Recipes - Pyrolytic Clean - Steam Clean - Child Safety Lock <p>Included accessories</p> <ul style="list-style-type: none"> - Telescopic (1 Level) - Rotisserie Spit (1 EA) - Baking Tray (2 EA) - Wire Rack (1 EA) - Cookbook (CD) <p>Matching Compact Ovens NQ50J9530BS</p> <p>Matching Warming Drawer NL20J7100WB</p> | <p>Key features</p> <ul style="list-style-type: none"> - Dual Cook - Flexible Door - WiFi Connection - Intuitive & Easy LED Display - Guide Lighting Control - 75L Large & Useful Capacity - Energy Class Whole A+ - Upper / Lower A - Auto Cook 50 Recipes - Catalytic Clean - Steam Clean - Child Safety Lock <p>Included accessories</p> <ul style="list-style-type: none"> - Telescopic (1 Level) - Baking Tray (2 EA) - Wire Rack (1 EA) - Cookbook (CD) <p>Matching Compact Ovens NQ50J5530BS</p> <p>Matching Warming Drawer NL20J7100WB</p> | <p>Key features</p> <ul style="list-style-type: none"> - Dual Cook - Flexible Door - Intuitive & Easy LED Display - Guide Lighting Control - 75L Large & Useful Capacity - Energy Class Whole A+ - Upper / Lower A - Auto Cook 50 Recipes - Catalytic Clean - Steam Clean - Child Safety Lock <p>Included accessories</p> <ul style="list-style-type: none"> - Telescopic (1 Level) - Baking Tray (2 EA) - Wire Rack (1 EA) - Cookbook (CD) <p>Matching Compact Ovens NQ50J9530BS</p> <p>Matching Warming Drawer NL20J7100WB</p> |

*10 year warranty is limited to the compressor only.

*Available on Android and iOS devices. A WiFi connection is required.

Gourmet Vapour Technology™ Models

Gourmet Vapour Technology™ optimises the taste and texture of your food by surrounding it with vapour that quickly and evenly transfers heat and moisture, resulting in food that's deliciously crispy outside, but soft and juicy inside.

NV75R7676RB



Key features

- Dual Cook
- Flexible Door
- Intuitive & Easy LED Display Guide Lighting Control
- 75L Large & Useful Capacity
- Energy Class Whole A+ Upper / Lower A
- Auto Cook 50 Recipes
- Catalytic Clean
- Steam Clean
- Child Safety Lock



Included accessories

- Telescopic (1 Level)
- Baking Tray (2 EA)
- Wire Rack (1 EA)
- Cookbook (CD)

Matching Compact Oven

NQ50R7530BK
(Coming January 2020)

Matching Warming Drawer

Model code unknown
(Coming January 2020)

NV75R7646RB



Key features

- Dual Cook
- Flexible Door
- Intuitive & Easy LED Display Guide Lighting Control
- 75L Large & Useful Capacity
- Energy Class Whole A+ Upper / Lower A
- Auto Cook 50 Recipes
- Catalytic Clean
- Steam Clean
- Child Safety Lock



Included accessories

- Telescopic (1 Level)
- Baking Tray (2 EA)
- Wire Rack (1 EA)
- Cookbook (CD)

Matching Compact Oven

NQ50R7530BK
(Coming January 2020)

Matching Warming Drawer

Model code unknown
(Coming January 2020)

NV73N9770RM



Key features

- Gourmet Vapour Technology™
- Intuitive Touch TFT LCD
- WiFi Connection
- Energy Class A+
- Auto Cook 80 Recipes
- Soft Closing Door
- 73L Capacity
- Pyrolytic Clean
- Steam Clean
- Child Safety Lock



Included accessories

- Meat Probe
- Telescopic (1 Level)
- Baking Tray (2 EA)
- Wire Rack (1 EA)
- Wire Inlay (1 EA)
- Cookbook (CD)

Matching Compact Ovens

NQ50N9530BM

NV73J9770RS



Key features

- Gourmet Vapour Technology™
- Intuitive Touch TFT LCD
- WiFi Connection
- Energy Class A+
- Auto Cook 80 Recipes
- Soft Closing Door
- 73L Capacity
- Pyrolytic Clean
- Steam Clean
- Child Safety Lock



Included accessories

- Meat Probe
- Telescopic (1 Level)
- Baking Tray (2 EA)
- Wire Rack (1 EA)
- Wire Inlay (1 EA)
- Cookbook (CD)

Matching Compact Ovens

NQ50J9530BS

NV73J7740RS



Key features

- Gourmet Vapour Technology™
- Intuitive Touch LED
- Energy Class A+
- Auto Cook 40 Recipes
- Soft Closing Door
- 73L Capacity
- Catalytic Clean
- Steam Clean
- Child Safety Lock



Included accessories

- Meat Probe
- Telescopic (1 Level)
- Baking Tray (2 EA)
- Wire Rack (1 EA)
- Wire Inlay (1 EA)
- Cookbook (CD)

Matching Compact Ovens

NQ50J9530BS

Dual Cook Models

Ever wished you had more hours in the day? Or an extra pair of hands? With Dual Cook, you can divide and conquer the kitchen.

Divide and conquer

Master two dishes at once with the innovative divider shelf. It separates your oven into two halves that you can control independently. Set them to different temperatures and settings, and you can cook a perfect main and bake a perfect dessert at the same time.



Divide the temperature

Up your game in the kitchen. Cook two dishes at the same time with different temperatures and settings.



Save your energy

Using half the oven? Heat half the oven and lower your energy use.



Separate the aromas

You can start warming the pudding while your garlicky main is still cooking.



Conquer any occasion

Cooking up a feast? Take out the divider shelf and you're ready to go big.

NV75J7570RS



Key features

- Dual Cook
- Intuitive & Easy LED Display Guide Lighting Control
- 75L Large & Useful Capacity
- Energy Class A
- Auto Cook 50 Recipes
- Soft Closing Door
- Child Safety Lock
- Pyrolytic Clean
- Steam Clean

Included accessories

- Telescopic (1 Level)
- Rotisserie Spit (1 EA)
- Baking Tray (2 EA)
- Wire Rack (1 EA)
- Cookbook (CD)

Matching Compact Ovens

NQ50J5530BS

Matching Warming Drawer

NL20J7100WB



NV75K557IRM



Key features

- Dual Cook
- 75L Large & Useful Capacity
- Energy Class A
- Auto Cook 50 Recipes
- Child Safety Lock
- Pyrolytic Clean
- Steam Clean

Included accessories

- Telescopic (1 Level)
- Baking Tray (1 EA)
- Wire Rack (2 EA)
- Cookbook (CD)

Matching Compact Ovens

NQ50K3130BM



NV75R7576RB



Key features

- Dual Cook
- Intuitive Full Touch LED Display
- Guide Lighting Control
- 75 Large & Useful Capacity
- Energy Class A
- Auto Cook 50 Recipes
- Child Safety Lock
- Pyrolytic Clean
- Steam Clean

Included accessories

- Telescopic Rails (1 level)
- Baking Tray (2 EA)
- Wire Rack (1 EA)
- Cookbook (CD)

Matching Compact Oven

NQ50R7530BK (Coming January 2020)

Matching Warming Drawer

Model code unknown (Coming January 2020)



Dual Fan models

Dual Fans spin in opposite directions to spread heat evenly throughout the oven, so all of your dishes are cooked at the same temperature and speed.

NV70K1340BS



Key features

- Even Cook by Twin Fans Airvection
- 70L Large & Useful Capacity
- Energy Class A
- Child Safety Lock
- Catalytic Clean

Included accessories

- Baking Tray (1 EA)
- Wire Rack (1 EA)



NV70K1340BB



Key features

- Even Cook by Twin Fans Airvection
- 70L Large & Useful Capacity
- Energy Class A
- Child Safety Lock
- Catalytic Clean

Included accessories

- Baking Tray (1 EA)
- Wire Rack (1 EA)



Compact Oven

Samsung Compact Ovens are small in size, but big on results. Despite their compact design they boast a 50L capacity, which is more than capable of handling multiple dishes - and even the Christmas turkey! Add in their speed and abilities and they really are a great choice for a busy home.



Features



Speed Cooking

Speed Cooking cooks food quickly and evenly. It also features multiple heating systems, including microwaves and a fan-assisted convection that circulates heat evenly.



Guide Lighting Control

You can control cooking temperatures and times with an intuitive step-by-step display. By following the lights it clearly shows you what to do next, based on the last option you chose, so you can prepare delicious meals without reaching for the instruction manual.



Soft Closing Door

The Soft Closing Door smoothly and gently opens and closes with minimal noise. The door's hinge helps it to slowly come to a stop safely, giving you complete peace of mind.




Steam Cleaning

Steam Clean helps remove even the most stubborn grime. It uses just a small amount of water inside the oven to create hot steam that loosens grease and food residue, and with Ceramic Enamel lining it's so much easier to wipe off.



Massive 50 Litre Capacity

Massive 50 litre capacity enables you to cook much more or much larger food. You can prepare multiple dishes at once, like trays of cookies, or easily accommodate large items, like a big roast or Christmas turkey.








Dual Fans

Dual Fans spin in opposite directions to spread heat evenly throughout the oven, so all of your dishes are cooked at the same temperature and speed.

Compact Ovens Models

A Samsung Compact Oven is the perfect choice when space is limited but you like to spend time cooking! With a huge 50 litre capacity and speed cooking option you simply don't need anything more.

| NQ50N9530BM | NQ50J9530BS | NQ50J5530BS | NQ50K5130BS | NQ50K3130BM |
|---|---|--|---|---|
|  <p>Key features</p> <ul style="list-style-type: none"> - MWO Combination Cooking - Intuitive Touch LCD - 50L Large Capacity - Pro-Roasting - Auto Cook 40 Recipes - Auto Defrost 5 Programmes - Steam Clean - Pre-stop Hinge <p>Included accessories</p> <ul style="list-style-type: none"> - Ceramic Tray (1 EA) - Baking Tray (2 EA) - Wire Rack (1 EA) - Wire Tray Insert (1 EA) <p>Matching Ovens NV73N9770RM</p> |  <p>Key features</p> <ul style="list-style-type: none"> - MWO Combination Cooking - Intuitive Touch TFT LCD - 50L Large Capacity - Pro-Roasting - Auto Cook 35 Recipes - Auto Defrost 5 Programmes - Steam Clean - Pre-stop Hinge <p>Included accessories</p> <ul style="list-style-type: none"> - Ceramic Tray (1 EA) - Baking Tray (2 EA) - Wire Rack (1 EA) - Wire Tray Insert (1 EA) <p>Matching Ovens NV73N9770RS NV73J7740RS</p> |  <p>Key features</p> <ul style="list-style-type: none"> - MWO Combination Cooking - Intuitive & Easy LED Display Guide Lighting Control - 50L Large Capacity - Pro-Roasting - Auto Cook 20 Recipes - Auto Defrost 5 Programmes - Steam Clean - Pre-stop Hinge <p>Included accessories</p> <ul style="list-style-type: none"> - Ceramic Tray (1 EA) - Baking Tray (2 EA) - Pure Steam Bowl <p>Matching Ovens NV75N7677RS NV75N7647RS NV75J7570RS NV75J5540RS</p> <p>Matching Warming Drawer NL20J7100WB</p> |  <p>Key features</p> <ul style="list-style-type: none"> - MWO Solo - Pop-up Dial with Touch Buttons - 50L Large Capacity - Steam Clean - Auto Cook 15 Recipes - Auto Defrost 5 Programmes - Child Safety Lock <p>Included accessories</p> <ul style="list-style-type: none"> - Ceramic Tray (1 EA) <p>Matching Ovens NV75N7677RS NV75N7647RS NV75J7570RS NV75J5540RS</p> <p>Matching Warming Drawer NL20J7100WB</p> |  <p>Key features</p> <ul style="list-style-type: none"> - MWO Solo - Pop-up Dial with Touch Buttons - 50L Large Capacity - Steam Clean - Auto Cook 15 Recipes - Auto Defrost 5 Programmes - Child Safety Lock <p>Included accessories</p> <ul style="list-style-type: none"> - Ceramic Tray (1 EA) <p>Matching Ovens NV75K5571RM</p> |

Microwave Oven models

Provides a seamless look that is perfectly harmonised with modern Built-In kitchens.



Smart Moisture Sensor

With the push of a button the Smart Moisture Sensor determines the interior air humidity, so the cooking mode and time can be automatically adjusted to ensure meals are always cooked perfectly.




Ceramic Enamel

The durable Ceramic Enamel is easy to keep clean and scratch-free. Its smooth surface can be cleaned without scrubbing and won't discolour over time. It's also highly rust and scratch-resistant, so it lasts longer.



Keep Warm

With one touch, the Samsung microwave oven's Keep Warm function keeps food at the proper temperature without overcooking. So it stays deliciously warm and tasty, just like freshly cooked food – no matter when you serve it.



Grill +30secs

The Grill +30sec function achieves the ideal texture and colour for your food, so it looks and tastes delicious. It increases the cooking time by 30 seconds to brown and crisp food exquisitely with the grill heater.

MG22M8074AT



Key features

- Grill Microwave
- Smart Moisture Sensor
- Keep Warm
- Deodorisation
- Ceramic Enamel
- 1100W Grill
- Touch Control
- Side Opening Door
- Ice Blue LED Display

MS22M8074AT



Key features

- Smart Moisture Sensor
- Keep Warm
- Deodorisation
- Ceramic Enamel
- Solo Microwave
- 22L Capacity
- Touch (Control Type)
- Side Opening Door
- Ice Blue LED (Display)

MS22M8054AK



Key features

- Solo Microwave
- Keep Warm
- Deodorisation
- Ceramic Enamel
- Touch Control
- Side Opening Door
- Ice Blue LED Display

Warming Drawer models

Match the Warming Drawer with selected Compact Ovens to keep food at the perfect temperature until dinner is ready.

NL20J7100WB



Key features

- Complementary design to compact oven
- Defrosting (Temp. Ranges 30°C~80°C)
- Plate Warming
- Food Kept Warm
- Loading Weight : 20kg
- Fits a 60cm niche
- Stores accessories when not in use

Matching Ovens

NV75N7677RS
NV75N7647RS
NV75R7676RS
NV75J7570RS
NV75J5540RS

Matching Compact Ovens

NQ50J9530BS
NQ50J5530BS
NQ50K5130BS

Hobs

The modern design of Samsung induction hobs are complimented by a brilliant Ice blue LED display. The functions are easy to select to make how you cook easier to control,



Virtual Flame Technology™

Our innovative Virtual Flame Technology™ visually tells you how hot each ring is thanks to LED lighting that glows in accordance with the temperature of each cooking zone. So, just like a Gas Range, you can enjoy a more intuitive way to cook with the added peace of mind of instantly knowing if burners are turned up too much or have been accidentally left on.



Intuitive Interface

Virtual Flame Technology™ provides natural and intuitive visual control of the cooktop as LED lighting located in front of the burner glows like a real gas flame.



Interactive Cooking

Unlike conventional induction cooktops, you can quickly react to the power level with Virtual Flame Technology™, allowing you to enjoy a more interactive cooking experience.



Safety Measures

LED lighting that glows in accordance to the power level not only prevents accidental burns, but also allows you to instantly check if the burners have been left on.



Features Induction Cooktop



Magnetic Knob

A movable Magnetic Knob lets you control the power of each ring more simply and precisely. It can be completely detached, so the entire surface can be cleaned more easily.



Flex Zone Plus

Flex Zone Plus is a large, open space on the cooktop that is specially designed for cooking multiple dishes. It is divided into 4 zones for greater flexibility and is wide and spacious enough to accommodate different sizes and shapes of cookware at once.



Auto Connectivity

Auto Connectivity wirelessly connects the cooktop and hood together for combined control, so you instantly turn them on and off together for greater peace of mind.



Ice-blue Display

The modern and brilliant Ice-blue LED Display provides extremely clear information about the selected functions, so it's easier to control how you cook. It also adds an extra touch of style.



WiFi Control


You can remotely monitor the cooktop anytime, anywhere*. Check the burners aren't on when you're not at home and receive real time alerts when you are leaving the casserole to simmer.

*Requires SmartThings App available on Android & iOS.



Keep Warm

The Keep Warm button is handy for when you're preparing several dishes, as it lets you keep your food at the perfect temperature without overcooking. Your food will taste freshly prepared.



Quick Start

The Quick Start button reduces the number of steps and time it takes to start cooking by providing high heat instantly with simply one touch. The heat can be gradually reduced, if desired.



Pause

The Pause button provides greater convenience by allowing you to switch all cooking zones to a low power setting with just one touch. Simply touch it again to instantly return the heat to original power levels.





Sliding Control




The extra wide and intuitive Sliding Control LED display panel enables fast and precise control of your cooking temperatures. Simply touch and glide your finger across it to instantly set or adjust the heat levels.

Induction Cooktop Models

For a simple, clean and efficient way to get things done fast, look no further than a Samsung Induction Cooktop. It heats food extremely quickly and provides effortless fingertip control.


| NZ84J9770EK | NZ84F7NC6AB | NZ64N9777GK |
|--|---|---|
|  <p>Key features</p> <ul style="list-style-type: none"> - Virtual Flame Technology™ - Precise Control with Magnetic Knob - 1~15 Power Level with Booster - Wide Flex Zone - Keep Warm - Quick Start / Quick Stop / Pause - 2 Stage Residual Heat Indicator - Display Colour: Ice Blue - 3-side Bevelled Frame - Left 38 x 20cm 3.3 (3.6kW) - Centre Rear 21cm 2.2 (3.2kW) - Right Front 14.5cm 1.2 (2.0kW) - Total Max. Power 7.0kW |  <p>Key features</p> <ul style="list-style-type: none"> - Sliding Control - 1~15 Power Level with Booster - Flex Zone - Keep Warm - Quick Stop / Pause - 2 Stage Residual Heat Indicator - Display Colour : New Amber - 3-side Bevelled Frame - Left 38 x 20cm 3.3 (3.6kW) - Centre 28cm 2.4 (3.6kW) - Right Rear 14.5cm 1.2 (2.0kW) - Total Max. Power 7.2kW |  <p>Key features</p> <ul style="list-style-type: none"> - Virtual Flame Technology™ - Flex Zone Plus - Auto Connectivity (with Hood) & WiFi - Sliding & DirectAccess Control - 1~15 Power Level with Booster - Keep Warm - Quick Start / Quick Stop / Pause - 2 Stage Residual Heat Indicator - Display Colour: Ice Blue - Front Bevelled Frame - Flex Zone 38 x 24cm 3.3 (3.6kW) - Right Front 21cm 2.2 (3.2kW) - Right Rear 14.5cm 1.2 (2.0kW) - Total Max. Power 7.2kW |

| NZ64N9777BK | NZ64N7777GK |
|---|--|
|  <p>Key features</p> <ul style="list-style-type: none"> - Virtual Flame Technology™ - Flex Zone Plus - Sliding & DirectAccess Control - 1~15 Power Level with Booster - Keep Warm - Quick Start / Quick Stop / Pause - 2 Stage Residual Heat Indicator - Display Colour: Ice Blue - Front Bevelled Frame - Flex Zone 38 x 24cm 3.3 (3.6kW) - Right Front 21cm 2.2 (3.2kW) - Right Rear 14.5cm 1.2 (2.0kW) - Total Max. Power 7.2kW |  <p>Key features</p> <ul style="list-style-type: none"> - Virtual Flame Technology™ - Flex Zone Plus - Auto Connectivity (with Hood) & WiFi - Sliding & DirectAccess Control - 1~15 Power Level with Booster - Keep Warm - Quick Start / Quick Stop / Pause - 2 Stage Residual Heat Indicator - Display Colour: New Amber - Front Bevelled Frame - Flex Zone 38 x 24cm 3.3 (3.6kW) - Right Front 21cm 2.2 (3.2kW) - Right Rear 14.5cm 1.2 (2.0kW) - Total Max. Power 7.2kW |

| NZ64N7757GK | NZ64K7757BK | NZ64H37070K |
|---|--|---|
|  <p>Key features</p> <ul style="list-style-type: none"> - Flex Zone Plus - Auto Connectivity (with Hood) & WiFi - Sliding & DirectAccess Control - 1~15 Power Level with Booster - Keep Warm - Quick Start / Quick Stop / Pause - 2 Stage Residual Heat Indicator - Display Colour: New Amber - Front Bevelled Frame - Flex Zone 38 x 24cm 3.3 (3.6kW) - Right Front 21cm 2.2 (3.2kW) - Right Rear 14.5cm 1.2 (2.0kW) - Total Max. Power 7.2kW |  <p>Key features</p> <ul style="list-style-type: none"> - Flex Zone Plus - Sliding Control - 1~15 Power Level with Booster - Keep Warm - Quick Start / Quick Stop / Pause - 2 Stage Residual Heat Indicator - Display Colour : New Amber - Front Bevelled Frame - Left 38 x 24cm 3.3 (3.6kW) - Right Front 21cm 2.2 (3.2kW) - Right Rear 14.5cm 1.4 (2.0kW) - Total Max. Power 7.2kW |  <p>Key features</p> <ul style="list-style-type: none"> - Sliding Control - 1~9 Power Level - 2 Stage Residual Heat Indicator - Display Colour: Red - Cut Edge Frame - Left Front 14cm 1.25 (1.5kW) - Left Rear 22cm 2.35 (2.6kW) - Right Front 22cm 2.35 (2.6kW) - Right Rear 14cm 1.25 (1.5kW) - Total Max. Power 7.2kW |

Ceramic Cooktop Models

Samsung Ceramic Cooktops produce a fast and powerful radiant heating. Fingertip control and easy-to-clean surfaces make them effortless to use.

| C61RIAAMST |
|--|
|  <p>Key features</p> <ul style="list-style-type: none"> - Touch Control - 1~15 Power Levels - Residual Heat Indicator - Display Colour : New Amber - Stainless Steel Edge - Left Front 18cm (1.8kW) - Left Rear 14.5cm (1.2kW) - Right Front 14.5cm (1.2kW) - Right Rear 18cm (1.8kW) - Total Max. Power 6kW |



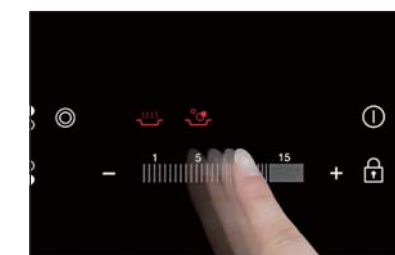
Easy to clean

With the Samsung Ceramic Cooktop, there's no need to worry about messy spills and splatters. Even after the greasiest cooking, the smooth, ergonomic surface will quickly wipe clean.



Automatic Safety

Enjoy complete peace of mind with an automatic safety shut-off function that ensures that the cooktop is always off when you want it to be. It also features a child safety lock to prevent children from turning the cooktop on.



Sliding Control

Enjoy effortless control of your cooking using the Sliding Control panel. Simply touch and glide your finger across the panel to instantly and precisely set or adjust the cooking temperature.

Gas Cooktop Models

Push back the limits of style and performance with a Samsung Gas Cooktop. Their powerful performance, effortless controllability and advanced safety features make cooking a real pleasure.



Triple Crown

Cook every dish perfectly with a Triple Crown gas burner, which produces searing, instantaneous heat, so it's ideal for woks, large pans and rapid cooking like making stir fry.



Endless Rail Grate

Even the heaviest pots and pans will slide along seamless rails, eliminating the need to lift them. Simple indicator marks also show if they're properly centred over the optimum heat. And the whole grate can be easily cleaned in a dishwasher.



Flame Failure Safety

There's no need to worry about gas leaks, as the automatic shut-down sensor provides instant protection if any stray gas is detected.

NA75J3030AS



Key features

- High Power Triple Crown(3.8kW)
- 3 Cast Iron Grate & Wok Support
- Burner Types
 - 1 Triple Crown
 - 1 Rapid
 - 1 Semi-rapid
 - 1 Auxiliary
- Electronic Ignition (One Touch Ignition)
- Safety Device (Flame Failure Device)
- LNG / LPG Convergence Kit Incl.
- Fits 56cm cutout – great for an upgrade

Included accessories

- Wok Support

NA64H3000AK



Key features

- Rapid Burner (3.0kW)
- Easy-to-Clean Tempered Glass Surface
- 4 Cast Iron Grate
- Burner Types
 - 1 Rapid
 - 2 Semi-rapid
 - 1 Auxiliary
- Electronic Ignition (One Touch Ignition)
- Safety Device (Flame Failure Device)
- LNG / LPG Convergence Kit Incl.

NA64H3010AS



Key features

- Rapid Burner (3.3kW)
- Easy-to-Clean Stainless Steel Surface
- 4 Cast Iron Grate
- Burner Types
 - 2 Rapid
 - 1 Semi-rapid
 - 1 Auxiliary
- Electronic Ignition (One Touch Ignition)
- Safety Device (Flame Failure Device)
- LNG / LPG Convergence Kit Incl.





Hood

Samsung Hoods bring pure convenience to your kitchen. With their high suction power and choice of speeds, they will quickly, quietly and efficiently remove steam, vapour and smoke - even if you should burn the toast. Carbon air filters also eliminate bad odours, so your kitchen always smells fresh.

Features




Power Ventilation System

Ensure a comfortable and healthy cooking environment with proper ventilation. A near-silent Power Ventilation System refreshes the air in a flash. Using the Booster, it has an amazing 737 cubic meters an hour suction capacity. So it gets rid of steam, fumes and odours extremely quickly and quietly.



Auto Connectivity

Enjoy the ultimate convenience when your hood turns on automatically when you start cooking, ensuring a pleasant and healthy cooking environment. Auto Connectivity* wirelessly connects the cooktop and hood together for combined control, so you instantly turn them on and off together for greater peace of mind.



Auto Sensor

Enjoy a pleasant cooking environment without having to control the hood. An Auto Sensor* optimises the ventilation speed by sensing the vapours from the cooktop. It also keeps the fan working for 10 minutes to remove any residual fumes. So you never need to worry that it's working at the right speed.

*Only available when used in combination with a Samsung cooktop



Premium Design

Upgrade your home and create an elegant modern looking kitchen. The Premium Design has a slim profile and striking black glass finish. It will harmonise well with your kitchen furniture and other appliances, including Samsung products. So it creates a seamless and streamlined look.



Washable Aluminium Filter

Make sure that your hood delivers a powerful ventilation performance for longer. A durable and easy-to-maintain Aluminium Filter captures oil and dust before it clogs the motor or hinders the airflow. It only needs cleaning every 3-4 weeks. And it is washable and small enough to go in a dishwasher.



Touch Control

Enjoy much simpler control. The bright LED panel is clear and easy to read. It also has the same intuitive touchscreen control as a smartphone. So you can quickly adjust the settings with a gentle touch. And its stylish and exclusive look will enhance your kitchen.

Hood Models

Perfect for almost any space, Samsung Hoods are designed to keep your kitchen cleaner and fresher. They quickly remove smoke and steam, as well as any lingering odours.

| NK36M7070VS (90cm) NK24M7070VS (60cm) | NK36N9804VB (90cm) NK24N9804VB (60cm) | NK36N5703BS (90cm) NK24N5703BS (60cm) |
|--|---|--|
|  <p>Key features</p> <ul style="list-style-type: none"> - Stainless Steel - Touch Control - High Suction Power (729m³/h) - 2 LED Lighting - 4 Speed Extraction Modes (3 Level x1 Booster) - Washable Aluminium Metallic Filters - Saturation Indicator - Timer Function <p>Included accessories</p> <ul style="list-style-type: none"> - Charcoal Filter - Recirculation kit |  <p>Key features</p> <ul style="list-style-type: none"> - Auto Connectivity (with Hob) - Auto Sensing Control - Black Glass - High Suction Power (737m³/h) - Touch Control - LED Bar Lighting - 4 Speed Extraction Modes (3 Level x1 Booster) - Washable Aluminium Metallic Filters - Saturation Indicator - Timer Function - Energy Class A+ <p>Included accessories</p> <ul style="list-style-type: none"> - Charcoal Filter - Recirculation kit |  <p>Key features</p> <ul style="list-style-type: none"> - Auto Connectivity (with Hob) - Stylish Front Black Glass - High Suction Power (722m³/h) - Touch Control - 2 LED Lighting - 4 Speed Extraction Modes (3 Level x1 Booster) - Washable Aluminium Metallic Filters - Saturation Indicator - Timer Function - Energy Class A <p>Included accessories</p> <ul style="list-style-type: none"> - Charcoal Filter - Recirculation kit |

| NK24N5703BM (60cm) | NK36M5070BM (90cm) NK24M5070BM (60cm) | NK36M5070CS (90cm) NK24M5070CS (60cm) |
|---|--|---|
|  <p>Key features</p> <ul style="list-style-type: none"> - Auto Connectivity (with Hob) - Black Stainless with Stylish Front Black Glass - High Suction Power (722m³/h) - Touch Control - 2 LED Lighting - 4 Speed Extraction Modes (3 Level x1 Booster) - Washable Aluminium Metallic Filters - Saturation Indicator - Timer Function - Energy Class A <p>Included accessories</p> <ul style="list-style-type: none"> - Charcoal Filter - Recirculation kit |  <p>Key features</p> <ul style="list-style-type: none"> - Black Stainless with Stylish Front Black Glass - Touch Control - High Suction Power (668m³/h) - 2 LED Lighting - 4 Speed Extraction Modes (3 Level x1 Booster) - Washable Aluminium Metallic Filter - Saturation Indicator - Timer Function <p>Included accessories</p> <ul style="list-style-type: none"> - Charcoal Filter - Recirculation kit |  <p>Key features</p> <ul style="list-style-type: none"> - Stainless Steel Glass Construction - Touch Control - High Suction Power (670m³/h) - 2 LED Lighting - 4 Speed Extraction Modes (3 Level x1 Booster) - Washable Aluminium Metallic Filters - Saturation Indicator - Timer Function <p>Included accessories</p> <ul style="list-style-type: none"> - Charcoal Filter - Recirculation kit |

| NK24M3050PS (60cm) | NK24M1030IS (60cm) |
|---|--|
|  <p>Key features</p> <ul style="list-style-type: none"> - Stainless Steel - Button Control - 512m³/h Suction Power - Bulb Lighting Lamp - 3 Speed Extraction Modes - Washable Aluminium Metallic Filters <p>Included accessories</p> <ul style="list-style-type: none"> - Charcoal Filter - Recirculation kit |  <p>Key features</p> <ul style="list-style-type: none"> - Stainless Steel - Push button controls - 2 Bulb Lighting Lamps - 3 Speed Extraction Modes - Washable Aluminium Metallic Filters <p>Included accessories</p> <ul style="list-style-type: none"> - Charcoal Filter - Recirculation kit |



Dishwasher

Engineered with Samsung's advanced WaterWall™ technology, it provides outstanding cleaning, as well as superior energy efficiency and low noise. And it also has a large, flexible capacity so you can simply do a half load if there's not much to wash.



Features



WaterWall™ Technology

Our innovative WaterWall™ dishwasher uses a revolutionary sweeping wall of jet-powered water to deliver outstanding coverage and cleaning results. Elevate your dining experience with sparkling dishes.



Zone Booster™

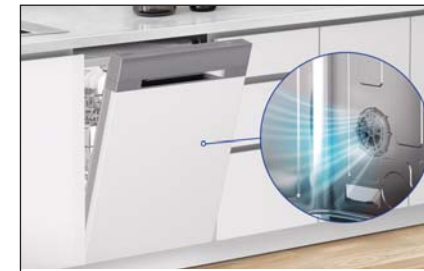
Wash heavily soiled pots and lightly soiled dishes at the same time with two targeted washing zones on the lower rack. Simply select a zone to automatically increase the water pressure and temperature.



WiFi Connectivity (Smart Control)


Remotely monitor and control what the dishwasher is doing from anywhere at any time using an App* on your smartphone. Monitor the progress of a cleaning cycle, remotely turn it on and off, select or adjust the cycles to use and receive diagnostics information.

*Requires SmartThings App, available on Android and iOS.



Air Flow Drying with Auto Open

At the end of a cycle the door automatically opens to allow steam to escape, giving better drying results. A fan on the top of the dishwasher ensures your worktop isn't damaged.



Flexible Third Rack

Our unique Third Rack is designed to accommodate all sizes and shapes of cutlery and cooking utensils. With the simple slide-in-and-out operation, you can easily fit items inside.



Daily 55™ Cycle

A 55 minute Daily Cycle saves you time by getting your dishes clean and dry much faster. It's ideal for smaller loads of lightly soiled items that don't need really intensive cleaning, such as cups and cutlery, as it will put them through a complete washing and drying cycle within just 55 minutes.



Easy Load Racking System

Easily load and unload all sizes of dishes. The tines in the lower rack can be fully folded down to make space for large items. And its newly designed wheels move more easily and comfortably. Its upper rack can also be quickly raised up or down.



Hygiene Rinsing

A hygiene button provides sanitary cleaning to minimise germs and bacteria. Its cleansing final rinse heats the water up to 70°C and maintains this temperature for several minutes, so dishes come out hygienically clean.



Premium Design

Styled to fit seamlessly with your kitchen furniture and enhance your home with a harmonious, modern appearance.

Integrated Dishwasher Models

If you like to keep things neat, then the Fully Integrated Samsung Dishwasher is perfect for you. It's extremely quiet despite its large capacity, so much so that you might forget it's even there.

DW60M9970BB



Key features

- WaterWall™ Technology
- Zone Booster™
- 14 Place Settings
- WiFi Control
- Flexible Third Rack
- Auto Door Open
- Daily 55™ Cycle
- Energy Class A+++
- Water Consumption: Annual 2716L (9.7L / Cycle)
- 41 dBA Noise Level
- 6 Programs: Intensive, Auto, Delicate, Eco, Express, Pre-Wash
- Delay Start
- Aqua Stop



DW60M6040BB



Key features

- 13 Place Settings
- Easy Height Adjustment
- Half Load Option
- Hygiene Option
- 60min Express Wash
- Energy Class A++
- Full Stainless Steel Tub
- Cutlery basket
- Water Consumption: Annual 2940L (10.5L / Cycle)
- 44 dBA Noise Level
- 6 Programs: Intensive, Auto, Delicate, Eco, Express, Pre-Wash
- Delay Start
- Aqua Stop

DW60M5050BB



Key features

- 13 Place Settings
- Easy Height Adjustment
- Half Load Option
- Hygiene Option
- 60min Express Wash
- Energy Class A+
- Full Stainless Steel Tub
- Cutlery basket
- Water Consumption: Annual 3360L (12L / Cycle)
- 48 dBA Noise Level
- 5 Programs: Intensive, Normal, Delicate, Eco, Express
- Delay Start
- Aqua Stop

DW50R4040BB



Key features

- 9 Place Settings
- Half Load Option
- Hygiene Option
- Energy Class A+
- Full Stainless Steel Tub
- Cutlery basket
- Flexible Racks
- Water Consumption: Annual 2660L (9.5L / Cycle)
- 46 dBA Noise Level
- 6 Programs: Normal, Auto, Delicate, Eco, Express, Quick
- Delay Start
- Aqua Stop

Models

Refrigeration

Freestanding Fridge Freezers



| Model Code | RB36R883PSR | RZ32M7120B1 | RR39M7340B1 | RZ32M71207F | RR39M73407F |
|---|--|--|---|---------------------|---------------------|
| Capacity (L) | | | | | |
| Net Total | 355 | 315 | 375 | 315 | 380 |
| Net Freezer | 110 | 315 | 0 | 315 | - |
| Net Fridge | 245 | 0 | 375 | - | 380 |
| Net Convertible Zone | 110 | 0 | - | - | - |
| Gross Total | 380 | 330 | 390 | - | 390 |
| Gross Freezer | 130 | 330 | 0 | 335 | - |
| Gross Fridge | 250 | 0 | 390 | - | 390 |
| Net Fridge Freezer Split (%) | 70/30 | N/A | N/A | 0/100 | 100/0 |
| Dimensions | | | | | |
| Net Depth Without Handle | 590 | 644 | 644 | 644 | 644 |
| Net (W x H x D) | 595 x 2017 x 590 mm | 595 x 1893 x 694 mm | 595 x 1893 x 694 mm | 595 x 1853 x 694 mm | 595 x 1853 x 694 mm |
| Packaging (W x H x D) | 637 x 2090 x 686 mm | 646 x 1950 x 760 mm | 646 x 1950 x 760 mm | 646 x 1950 x 760 mm | 646 x 1950 x 760 mm |
| Weight (kg) | | | | | |
| Net/Packaging | 74/77 | 77/82 | 71/76 | 86/93 | 82/89 |
| Cooling Features | | | | | |
| Cooling Technology | Twin Cooling Plus | All-Around Cooling | All-Around Cooling | All-Around Cooling | All-Around Cooling |
| Multi-airflow cooling | Yes | Yes | Yes | Yes | Yes |
| No Frost | Yes | Yes | Yes | Yes | Yes |
| Control Panel | | | | | |
| Display Location | External | External | External | External | External |
| Display Type | Touch Button | Touch Button | Touch Button | Ice Blue LED | Ice Blue LED |
| Fridge Temp. Control | Yes | N/A | Yes | - | Yes |
| Freezer Temp. Control | Yes | Yes | N/A | Yes | - |
| Power Freeze | Yes | Yes | N/A | Yes | - |
| Power Cool | Yes | N/A | Yes | - | - |
| Holiday Mode | Yes | Yes | Yes | - | Yes |
| Child Lock (Display) | Yes | Yes | Yes | Yes | Yes |
| Filter Change Indicator | N/A | N/A | N/A | - | - |
| Refrigeration Features | | | | | |
| No. of Drawers | 2 | - | 2 | - | 2 |
| No. of Shelves | 3 | - | 6 | - | 6 |
| Tempered Glass Shelves | Yes | - | Yes | - | Yes |
| Egg Container | Yes | - | Yes | - | Yes |
| Foldable Shelving | Yes | - | Yes | - | Yes |
| No. of Door Pockets | 6 | - | 7 | - | 7 |
| Water Dispenser (Non-plumbed) | - | - | Yes | - | Yes |
| LED Lighting | Yes | - | Yes | - | Yes |
| Wine Rack | Yes | - | Yes | - | Yes |
| Convertible Temp. Zone | Yes | - | No | - | - |
| Humidity Control Drawers | Yes | - | Yes | - | Yes |
| Metal Cooling | Yes | - | No | - | - |
| SpaceMax Technology™ | Yes | Yes | Yes | - | Yes |
| Freezer Features | | | | | |
| Automatic Ice Maker | No | No | - | - | - |
| Ice Maker Position | - | Inside of Door | - | Inside of Door | - |
| Cubed or Crushed Ice | - | Cubed only | - | Cubed only | - |
| Filtered & Plumbed Water Dispenser | - | No | - | - | - |
| Water Filter Type | - | - | - | - | - |
| Freezer System | Frost Free | Frost Free | - | Frost Free | - |
| No. of Shelves | 0 | 6 | - | 6 | - |
| No. of Freezer Drawers | 3 | 4 | - | 4 | - |
| No. of Door Pockets | 0 | 0 | - | 2 | - |
| LED Lighting | No | Yes | - | Yes | - |
| Exterior Features | | | | | |
| Colour | Real Stainless | Black Stainless | Black Stainless | Refined Steel | Refined Steel |
| Reversible Doors | Yes | Yes | Yes | Yes | Yes |
| Handle Type | Recessed | Bar | Bar | Bar | Bar |
| Other Information | | | | | |
| Warranty (yrs) | 5 (by redemption) | 5 (by redemption) | 5 years by redemption | 5 (by redemption) | 5 (by redemption) |
| Door Alarm | Yes | Yes | Yes | Yes | Yes |
| Freezer Star Rating | 4 Star | 4 Star | N/A | 4 star | N/A |
| Energy Grade | A++ | A+ | A+ | A+ | A+ |
| Climate Class | SN, N, ST, T | SN, N, ST, T | SN,N,ST,T | SN-T | SN-T |
| Ambient Operating Temp. | 10°C - 43°C | 10°C - 43°C | 10-43°C | 10°C - 43°C | 10°C - 43°C |
| Freezing Capacity (kg/24hr) | 13 | 21 | N/A | 21 | N/A |
| Temperature Rise Time (hr) | 18 | 12 | N/A | 12 | N/A |
| Noise Level (dB) | 38 | 41 | 41 | 41 | 41 |
| Energy Consumption (kWh/annum) | 262 | 352 | 146 | 277 | 146 |
| Refrigerant | R600a | R600a | R600a | R600a | R600a |
| Controllable Temp./Special compartment | | | | | |
| Suitable for (food types) | All, frozen and chilled foods | - | - | - | - |
| Temperature range | -23/-17/-1/2°C | - | - | - | - |
| Capacity (L) | 110 | - | - | - | - |
| Clear Front | No | - | - | - | - |
| Special features | Can be Fridge or freezer | - | - | - | - |
| Control features | Choose between 4 temperatures | - | - | - | - |
| Further Information | | | | | |
| HFC Free | Yes | Yes | Yes | Yes | Yes |
| CFC Free | Yes | Yes | Yes | Yes | Yes |
| Suitable for outbuildings | No | No | No | No | No |
| Special features | 2 units can be paired together to make a large Multi Door Fridge freezer | Can be paired with the matching fridge | Can be paired with the matching freezer | - | - |
| Door hinge (Left, Right, Reversible) | Left and Right | Left and Right | Left and Right | Reversible | Right Reversible |

Models

Dual Cook Flex™



| Model Code | NV75N7677RS | NV75N7647RS | NV75R7676RS |
|-------------------------------|--|---|---|
| Oven Features | | | |
| Energy Class | A+ | A+ | A+ |
| Cavity Wall | Flat / Side Racks | Flat / Side Racks | Flat / Side Racks |
| Oven Colours | Stainless Steel | Stainless Steel | Stainless Steel |
| Door | Glass panes Opening Soft Closing Door | Quadruple Drop Down No | Double Drop Down No |
| Interior Lamp (W) | 25W / 40W (Halogen) | 25W / 40W (Halogen) | 25W / 40W (Halogen) |
| Interior Lights (Position) | Top / Side | Top / Side | Top / Side |
| Control | Control Panel Height Display Control Method | 85mm LED / Ice Blue Pop-up Dial (with Touch Buttons) | 85mm LED / Ice Blue Pop-up Dial (with Touch Buttons) |
| WiFi | Yes | Yes | Yes |
| Cleaning Method | Pyrolytic Catalytic Steam Grill Heater | Pyrolytic No Steam Cleaning Fixed | No Yes (Back Wall) Steam Cleaning Swing |
| Electric Features | | | |
| Temp Ranges | Single Convection Single Grill Upper or Lower Twin | 30-275°C 100-300°C 40-250°C 40-250°C | 30-275°C 100-300°C 40-250°C 40-250°C |
| Upper Grill (Small / Large) | 1600W / 1100W | 1600W / 1100W | 1600W / 1100W |
| Bottom Heater | 1100W | 1100W | 1100W |
| Convection (Upper / Lower) | 1200W / 1200W | 1200W/1200W | 1200W/1200W |
| Input Power | 3650-3950W | 3650-3950W | 3650-3950W |
| Over Voltage Protection | Yes | Yes | Yes |
| Cooking Modes | | | |
| Single Mode | Oven Modes Conventional Convection Eco Convection Large Grill Eco Grill Fan Grill Bottom Heat + Convection Top Heat + Convection Bottom Heat Intensive Cook Pro-roasting Special Function Vapour + Convection Vapour Top Heat + Convection Vapour Bottom Heat + Convection Steam Cook Steam Assist Keep Warm Plate Warm Defrost Prove Dough Slow Cook Drying Auto Cook Recipes Favourite (=Memory Cook) | 30-275°C 30-275°C 30-275°C 100-300°C 100-300°C No 40-275°C 40-275°C 100-230°C No 80-200°C No No No No 40-100°C 30-80°C No No No 40 EA (Twin Mode 10 EA) No | 30-275°C 30-275°C 30-275°C 100-300°C 100-300°C No 40-275°C 40-275°C 100-230°C No 80-200°C No No No No 40-100°C 30-80°C No No No 40 EA (Twin Mode 10 EA) No |
| Upper Mode | Convection Top Heat + Convection Large Grill | 40-250°C 40-250°C 40-250°C | 40-250°C 40-250°C 40-250°C |
| Lower Mode | Convection Bottom Heat Bottom Heat + Convection Steam Cook Steam Assist | 40-250°C 40-230°C 40-250°C No No | 40-250°C 40-230°C 40-250°C No No |
| Twin Mode | (Upper) Mode x (Lower) Mode | 3 Mode x 3 Mode = 9 EA | 3 Mode x 3 Mode = 9 EA |
| Control Features | | | |
| Clock | Yes | Yes | Yes |
| Child Safety Lock | Yes | Yes | Yes |
| Count Timer | Yes | Yes | Yes |
| Cook Time | Yes | Yes | Yes |
| End Time | Yes | Yes | Yes |
| Language Option | No | No | No |
| Sound | Yes | Yes | Yes |
| Equipment Supplied | | | |
| Accessory | Telescopic Tray Rack Rotisserie Spit Meat Probe Cookbook (CD) | 1 Level Baking Tray 2 EA Wire Rack 1 EA No No Yes | 1 Level Baking Tray 2 EA Wire Rack 1 EA No No Yes |
| Application Dimensions | | | |
| Dimension (W x H x D) | Outside Cutout Shipping | 595 x 595 x 570 560 x 572 x 549 694 x 660 x 660 | 595 x 595 x 570 560 x 572 x 549 694 x 660 x 660 |
| Capacity | Net Volume Net Volume (Upper or Lower) | 75L 34 / 32L | 75L 34 / 32L |
| Weight | Gross Net | 53.7 49 | 46.7 42 |

Models

Dual Cook Flex™



| Model Code | | NV75R7676RB | NV75R7646RB |
|-------------------------------|---------------------------------|----------------------------------|----------------------------------|
| Oven Features | | | |
| Energy Class | | A+ | A+ |
| Cavity Wall | | Flat / Side Racks | Flat / Side Racks |
| Oven Colours | | Stainless Steel | Stainless Steel |
| Door | Glass panes | Quadruple | Double |
| | Opening | Drop Down | Drop Down |
| | Soft Closing Door | No | No |
| Interior Lamp (W) | | 25W / 40W (Halogen) | 25W / 40W (Halogen) |
| Interior Lights (Position) | | Top / Side | Top / Side |
| Control | Control Panel Height | 85mm | 85mm |
| | Display | LED / Ice Blue | LED / Ice Blue |
| | Control Method | Pop-up Dial (with Touch Buttons) | Pop-up Dial (with Touch Buttons) |
| | WiFi | Yes | Yes |
| Cleaning Method | Pyrolytic | Pyrolytic | No |
| | Catalytic | No | Yes (Back Wall) |
| | Steam | Steam Cleaning | Steam Cleaning |
| | Grill Heater | Fixed | Swing |
| Electric Features | | | |
| Temp Ranges | Single Convection | 30-275°C | 30-275°C |
| | Single Grill | 100-300°C | 100-300°C |
| | Upper or Lower | 40-250°C | 40-250°C |
| | Twin | 40-250°C | 40-250°C |
| Upper Grill (Small / Large) | | 1600W / 1100W | 1600W / 1100W |
| Bottom Heater | | 1100W | 1100W |
| Convection (Upper / Lower) | | 1200W / 1200W | 1200W / 1200W |
| Input Power | | 3650-3950W | 3650-3950W |
| Over Voltage Protection | | Yes | Yes |
| Cooking Modes | | | |
| Single Mode | Oven Modes | | |
| | Conventional | 30-275°C | 30-275°C |
| | Convection | 30-275°C | 30-275°C |
| | Eco Convection | 30-275°C | 30-275°C |
| | Large Grill | 100-300°C | 100-300°C |
| | Eco Grill | 100-300°C | 100-300°C |
| | Fan Grill | No | No |
| | Bottom Heat + Convection | 40-275°C | 40-275°C |
| | Top Heat + Convection | 40-275°C | 40-275°C |
| | Bottom Heat | 100-230°C | 100-230°C |
| | Intensive Cook | No | No |
| | Pro-roasting | 80-200°C | 80-200°C |
| | Special Function | | |
| | Vapour + Convection | No | No |
| | Vapour Top Heat + Convection | No | No |
| | Vapour Bottom Heat + Convection | No | No |
| | Steam Cook | No | No |
| | Steam Assist | No | No |
| | Keep Warm | 40-100°C | 40-100°C |
| | Plate Warm | 30-80°C | 30-80°C |
| | Defrost | No | No |
| | Prove Dough | No | No |
| | Slow Cook | No | No |
| | Drying | No | No |
| | Auto Cook Recipes | 40 EA (Twin Mode 10 EA) | 40 EA (Twin Mode 10 EA) |
| | Favourite (=Memory Cook) | No | No |
| Upper Mode | Convection | 40-250°C | 40-250°C |
| | Top Heat + Convection | 40-250°C | 40-250°C |
| | Large Grill | 40-250°C | 40-250°C |
| Lower Mode | Convection | 40-250°C | 40-250°C |
| | Bottom Heat | 40-230°C | 40-230°C |
| | Bottom Heat + Convection | 40-250°C | 40-250°C |
| | Steam Cook | No | No |
| | Steam Assist | No | No |
| Twin Mode | (Upper) Mode x (Lower) Mode | 3 Mode x 3 Mode = 9 EA | 3 Mode x 3 Mode = 9 EA |
| Control Features | | | |
| | Clock | Yes | Yes |
| | Child Safety Lock | Yes | Yes |
| | Count Timer | Yes | Yes |
| | Cook Time | Yes | Yes |
| | End Time | Yes | Yes |
| | Language Option | No | No |
| | Sound | Yes | Yes |
| Equipment Supplied | | | |
| Accessory | Telescopic | 1 Level | 1 Level |
| | Tray | Baking Tray 2 EA | Baking Tray 2 EA |
| | Rack | Wire Rack 1 EA | Wire Rack 1 EA |
| | Rotisserie Spit | Yes | No |
| | Meat Probe | No | No |
| | Cookbook (CD) | Yes | Yes |
| Application Dimensions | | | |
| Dimension (W x H x D) | Outside | 595 x 595 x 570 | 595 x 595 x 570 |
| | Cutout | 560 x 572 x 549 | 560 x 572 x 549 |
| | Shipping | 694 x 660 x 660 | 694 x 660 x 660 |
| Capacity | Net Volume | 75L | 75L |
| | Net Volume (Upper or Lower) | 34 / 32L | 34 / 32L |
| Weight | Gross | 53.7 | 46.7 |
| | Net | 49 | 42 |

Models

Gourmet Vapour/Dual Cook



| Model Code | | NV73N9770RM | NV73J9770RS | NV73J7740RS | NV75J7570RS |
|-------------------------------|---------------------------------|---------------------------------|---------------------------------|---------------------------------|----------------------------------|
| Oven Features | | | | | |
| Energy Class | | A+ | A+ | A+ | A |
| Cavity Wall | | Flat / Side Racks | Flat / Side Racks | Flat / Side Racks | Flat / Side Racks |
| Oven Colours | | Black Stainless Steel (Matt) | Stainless Steel | Stainless Steel | Stainless Steel |
| Door | Glass panes | Quadruple | Quadruple | Triple | Quadruple |
| | Opening | Drop Down | Drop Down | Drop Down | Drop Down |
| | Soft Closing Door | Soft Close | Soft Close | Soft Close | Soft Close |
| Interior Lamp (W) | | 25W (Halogen) | 40W (Halogen) | 40W (Halogen) | 40W / 40W (Halogen) |
| Interior Lights (Position) | | Top | Top | Top | Top / Side |
| Control | Control Panel Height | 85mm | 85mm | 85mm | 85mm |
| | Display | 4.6" Touch LCD | 4.6" Touch LCD | LED / Ice Blue | LED / Ice Blue |
| | Control Method | Touch TFT LCD | Touch LCD | Full Touch | Pop-up Dial (with Touch Buttons) |
| | WiFi | Yes | Yes | No | No |
| Cleaning Method | Pyrolytic | Pyrolytic | Pyrolytic | No | Pyrolytic |
| | Catalytic | No | No | Yes (Back Wall) | No |
| | Steam | Steam Cleaning | Steam Cleaning | Steam Cleaning | Steam Cleaning |
| | Grill Heater | Fixed | Fixed | Swing | Fixed |
| Electric Features | | | | | |
| Temp Ranges | Single Convection | 30-275°C | 30-275°C | 30-275°C | 30-275°C |
| | Single Grill | 100-300°C | 100-300°C | 100-300°C | 100-300°C |
| | Upper or Lower | No | No | No | 40-250°C |
| | Twin | No | No | No | 40-250°C |
| Upper Grill (Small / Large) | | 1600W / 1100W | 1600W / 1100W | 1600W / 1100W | 1600W / 1100W |
| Bottom Heater | | 1100W | 1100W | 1100W | 1100W |
| Convection (Upper / Lower) | | 1800W | 1800W | 1800W | 1200W / 1200W |
| Input Power | | 3500-3850W | 3500-3850W | 3500-3850W | 3650-3950W |
| Over Voltage Protection | | Yes | Yes | Yes | Yes |
| Cooking Modes | | | | | |
| Single Mode | Oven Modes | | | | |
| | Conventional | 30-275°C | 30-275°C | 30-275°C | 30-275°C |
| | Convection | 30-275°C | 30-275°C | 30-275°C | 30-275°C |
| | Eco Convection | 30-275°C | 30-275°C | 30-275°C | 30-275°C |
| | Large Grill | 100-300°C | 100-300°C | 100-300°C | 100-300°C |
| | Eco Grill | 100-300°C | 100-300°C | 100-300°C | 100-300°C |
| | Fan Grill | 100-275°C | 100-275°C | No | No |
| | Bottom Heat + Convection | 40-275°C | 40-275°C | 40-275°C | 40-275°C |
| | Top Heat + Convection | 40-275°C | 40-275°C | 40-275°C | 40-275°C |
| | Bottom Heat | 100-230°C | 100-230°C | No | 100-230°C |
| | Intensive Cook | 40-275°C | 40-275°C | No | No |
| | Pro-roasting | 80-200°C | 80-200°C | 80-200°C | 80-200°C |
| | Special Function | | | | |
| | Vapour + Convection | 120-275°C | 120-275°C | 120-275°C | No |
| | Vapour Top Heat + Convection | 120-275°C | 120-275°C | 120-275°C | No |
| | Vapour Bottom Heat + Convection | 120-275°C | 120-275°C | 120-275°C | No |
| | Steam Cook | No | No | No | No |
| | Steam Assist | No | No | No | No |
| | Keep Warm | 40-100°C | 40-100°C | 40-100°C | 40-100°C |
| | Plate Warm | 30-80°C | 30-80°C | 30-80°C | 30-80°C |
| | Defrost | No | No | No | No |
| | Prove Dough | No | No | No | No |
| | Slow Cook | 70-120°C | 70-120°C | No | No |
| | Drying | 40-90°C | 40-90°C | No | No |
| | Auto Cook Recipes | 80 EA | 80 EA | 40 EA | 40 EA (Twin Mode 10 EA) |
| | Favourite (=Memory Cook) | 10 EA | 10 EA | No | No |
| Upper Mode | Convection | No | No | No | 40-250°C |
| | Top Heat + Convection | No | No | No | 40-250°C |
| | Large Grill | No | No | No | 200-250°C |
| Lower Mode | Convection | No | No | No | 40-250°C |
| | Bottom Heat | No | No | No | 100-230°C |
| | Bottom Heat + Convection | No | No | No | 40-250°C |
| | Steam Cook | No | No | No | No |
| | Steam Assist | No | No | No | No |
| Twin Mode | (Upper) Mode x (Lower) Mode | No | No | No | 3 Mode x 3 Mode = 9 EA |
| Control Features | | | | | |
| | Clock | Yes | Yes | Yes | Yes |
| | Child Safety Lock | Yes | Yes | Yes | Yes |
| | Count Timer | Yes | Yes | Yes | Yes |
| | Cook Time | Yes | Yes | Yes | Yes |
| | End Time | Yes | Yes | Yes | Yes |
| | Language Option | Yes | 11 EA | No | No |
| | Sound | Yes | Yes | Yes | Yes |
| Equipment Supplied | | | | | |
| Accessory | Telescopic | 1 Level | 1 Level | 1 Level | 1 Level |
| | Tray | 2 EA | 2 EA | 2 EA | 2 EA |
| | Rack | Wire Rack 1 EA, Wire Inlay 1 EA | Wire Rack 1 EA, Wire Inlay 1 EA | Wire Rack 1 EA, Wire Inlay 1 EA | Wire Rack 1 EA |
| | Rotisserie Spit | No | No | No | Yes |
| | Meat Probe | Meat Probe | Meat Probe | Meat Probe | No |
| | Cookbook (CD) | Yes | Yes | Yes | Yes |
| Application Dimensions | | | | | |
| Dimension (W x H x D) | Outside | 595 x 595 x 570 | 595 x 595 x 566 | 595 x 595 x 566 | 595 x 595 x 566 |
| | Cutout | 560 x 572 x 549 | 560 x 572 x 545 | 560 x 572 x 545 | 560 x 572 x 545 |
| | Shipping | 694 x 660 x 660 | 682 x 645.5 x 656 | 682 x 645.5 x 656 | 682 x 645.5 x 656 |
| Capacity | Net Volume | 73L | 73L | 73L | 75L |
| | Net Volume (Upper or Lower) | No | No | No | 34 / 32L |
| Weight | Gross | 48.6 | 48.6 | 43.6 | 50.0 |
| | Net | 45.9 | 45.9 | 40.8 | 47.2 |

Models

Dual Cook/Dual Fan



| Model Code | NV75K5571RM | NV75R7576RB |
|-------------------------------|---------------------------------|-------------------------|
| Oven Features | | |
| Energy Class | A | A |
| Cavity Wall | Flat / Side Racks | Flat / Side Racks |
| Oven Colours | Black Stainless Steel | Black Glass |
| Door | Quadruple | Quadruple |
| | Drop Down | Drop Down |
| | No | No |
| Interior Lamp (W) | 40W / 40W (Halogen) | 25W / 40W (Halogen) |
| Interior Lights (Position) | Top / Side | Top / Side |
| Control | 85mm | 85mm |
| | LED / Ice Blue | LED / Ice Blue |
| | Control Panel Height | Control Panel Height |
| | Display | Display |
| | Control Method | Control Method |
| | Pop-up Dial | Full Touch |
| | No | No |
| WiFi | No | No |
| Cleaning Method | Pyrolytic | Yes |
| | Catalytic | No |
| | Steam | Yes |
| | Grill Heater | Swing |
| Electric Features | | |
| Temp Ranges | Single Convection | 30~250°C |
| | Single Grill | 100~270°C |
| | Upper or Lower | 40~250°C |
| | Twin | 40~250°C |
| Upper Grill (Small / Large) | 1600W / 1100W | 1600W/1100W |
| Bottom Heater | 1100W | 1100W |
| Convection (Upper / Lower) | 1200W / 1200W | 1200W/1200W |
| Input Power | 3650-3950W | 3650-3950W |
| Over Voltage Protection | Yes | Yes |
| Cooking Modes | | |
| Single Mode | Oven Modes | |
| | Conventional | 30~250°C |
| | Convection | 30~250°C |
| | Eco Convection | 30~250°C |
| | Large Grill | 100~270°C |
| | Eco Grill | 100~270°C |
| | Fan Grill | No |
| | Bottom Heat + Convection | 40~250°C |
| | Top Heat + Convection | 40~250°C |
| | Bottom Heat | 100~230°C |
| | Intensive Cook | No |
| | Pro-roasting | 80~200°C |
| | Special Function | |
| | Vapour + Convection | No |
| | Vapour Top Heat + Convection | No |
| | Vapour Bottom Heat + Convection | No |
| | Steam Cook | No |
| | Steam Assist | No |
| | Keep Warm | 40~100°C |
| | Plate Warm | 30~80°C |
| | Defrost | No |
| | Prove Dough | No |
| | Slow Cook | No |
| | Drying | No |
| | Auto Cook Recipes | 40 EA (Twin Mode 10 EA) |
| | Favourite (=Memory Cook) | No |
| Upper Mode | Convection | 40~250°C |
| | Top Heat + Convection | 40~250°C |
| | Large Grill | 200~250°C |
| Lower Mode | Convection | 40~250°C |
| | Bottom Heat | 100~230°C |
| | Bottom Heat + Convection | 40~250°C |
| | Steam Cook | No |
| | Steam Assist | No |
| Twin Mode | (Upper) Mode x (Lower) Mode | 3 Mode x 3 Mode = 9 EA |
| Control Features | | |
| | Clock | Yes |
| | Child Safety Lock | Yes |
| | Count Timer | Yes |
| | Cook Time | Yes |
| | End Time | Yes |
| | Language Option | No |
| | Sound | Yes |
| Equipment Supplied | | |
| Accessory | Telescopic | 1 Level |
| | Tray | 1 EA |
| | Rack | Wire Rack 2 EA |
| | Rotisserie Spit | No |
| | Meat Probe | No |
| | Cookbook (CD) | Yes |
| Application Dimensions | | |
| Dimension (W x H x D) | Outside | 595 x 595 x 566 |
| | Cutout | 560 x 572 x 545 |
| | Shipping | 682 x 645.5 x 656 |
| Capacity | Net Volume | 75L |
| | Net Volume (Upper or Lower) | 35 / 32L |
| Weight | Gross | 50.0 |
| | Net | 47.2 |

Models

Dual Fan



| Model Code | NV70K1340BS | NV70K1340BB |
|-------------------------------|---------------------------------|-----------------------|
| Oven Features | | |
| Energy Class | A | A |
| Cavity Wall | Flat / Side Racks | Flat / Side Racks |
| Oven Colours | Stainless Steel | Black Stainless Steel |
| Door | Triple | Triple |
| | Drop Down | Drop Down |
| | No | No |
| Interior Lamp (W) | 25W (Halogen) | 25W (Halogen) |
| Interior Lights (Position) | Side | Side |
| Control | 115mm | 115mm |
| | LED / Ice Blue | LED / Ice Blue |
| | Control Panel Height | Control Panel Height |
| | Display | Display |
| | Control Method | Control Method |
| | Non Pop-up Dial | Non Pop-up Dial |
| | No | No |
| WiFi | No | No |
| Cleaning Method | Pyrolytic | No |
| | Catalytic | Yes (Back Wall) |
| | Steam | No |
| | Grill Heater | Fixed |
| Electric Features | | |
| Temp Ranges | Single Convection | 50~250°C |
| | Single Grill | 1 / 2 / 3 Level |
| | Upper or Lower | No |
| | Twin | No |
| Upper Grill (Small / Large) | 1600W / 700W | 1600W / 700W |
| Bottom Heater | 600W | 600W |
| Convection (Upper / Lower) | 1700W | 1700W |
| Input Power | 3400-3600W | 3400-3600W |
| Over Voltage Protection | No | No |
| Cooking Modes | | |
| Single Mode | Oven Modes | |
| | Conventional | 50~250°C |
| | Convection | 50~250°C |
| | Eco Convection | No |
| | Large Grill | 1 / 2 / 3 |
| | Eco Grill | No |
| | Fan Grill | No |
| | Bottom Heat + Convection | 50~250°C |
| | Top Heat + Convection | 50~250°C |
| | Bottom Heat | No |
| | Intensive Cook | No |
| | Pro-roasting | No |
| | Special Function | |
| | Vapour + Convection | No |
| | Vapour Top Heat + Convection | No |
| | Vapour Bottom Heat + Convection | No |
| | Steam Cook | No |
| | Steam Assist | No |
| | Keep Warm | No |
| | Plate Warm | No |
| | Defrost | No |
| | Prove Dough | No |
| | Slow Cook | No |
| | Drying | No |
| | Auto Cook Recipes | No |
| | Favourite (=Memory Cook) | No |
| Upper Mode | Convection | No |
| | Top Heat + Convection | No |
| | Large Grill | No |
| Lower Mode | Convection | No |
| | Bottom Heat | No |
| | Bottom Heat + Convection | No |
| | Steam Cook | No |
| | Steam Assist | No |
| Twin Mode | (Upper) Mode x (Lower) Mode | No |
| Control Features | | |
| | Clock | Yes |
| | Child Safety Lock | Yes |
| | Count Timer | Yes |
| | Cook Time | Yes |
| | End Time | No |
| | Language Option | No |
| | Sound | Yes |
| Equipment Supplied | | |
| Accessory | Telescopic | No |
| | Tray | 1 EA |
| | Rack | Wire Rack 1 EA |
| | Rotisserie Spit | No |
| | Meat Probe | No |
| | Cookbook (CD) | No |
| Application Dimensions | | |
| Dimension (W x H x D) | Outside | 595 x 595 x 566 |
| | Cutout | 560 x 572 x 545 |
| | Shipping | 682 x 645.5 x 656 |
| Capacity | Net Volume | 70L |
| | Net Volume (Upper or Lower) | No |
| Weight | Gross | 34.9 |
| | Net | 32.6 |

Models Compact Oven



| Model Code | NQ50N9530BM | NQ50J9530BS | NQ50J5530BS | NQ50K5130BS |
|--------------------------------|--|--|---|--|
| Oven Features | | | | |
| Type | Combi MWO | Combi MWO | Combi MWO | MWO Solo |
| Cavity Material | Ceramic Enamel | Ceramic Enamel | Ceramic Enamel | Ceramic Enamel |
| Oven Colour (Con-panel / Door) | Black Stainless Steel (Matt) | Stainless Steel | Stainless Steel | Stainless Steel |
| Door | Glass | Triple | Triple | Triple |
| | Opening | Drop Down | Drop Down | Drop Down |
| | Handle Colour | Black Stainless Steel | Stainless Steel | Stainless Steel |
| | Prestop Hinge | Yes | Yes | No |
| Interior Lamp (Watts) | 40W (Halogen) | 40W (Halogen) | 40W (Halogen) | 1 x 25W (Wide) |
| Interior Lights | Left (Side) | Left (Side) | Left (Side) | Left (Side) |
| Control | Control Panel Height | 85 mm | 85 mm | 85 mm |
| | Display | 4.6" Touch LCD | 4.6" Touch LCD | LED / Ice Blue |
| | Control Method | Touch LCD | Pop-up Dial (with Touch Buttons) | Pop-up Dial (with Touch Buttons) |
| Cleaning Method | Steam | Yes | Yes | Yes |
| | Grill Heater | Fixed | Fixed | No |
| Electric Features | | | | |
| MWO Watts | 900 W | 900 W | 800 W | 900 W |
| Oven Temp Ranges | Convection: 40~250°C Grill: 150~250°C | Convection: 40~250°C Grill: 150~250°C | Convection: 40~230°C Grill: 150~230°C | No |
| Upper Grill (In / Out) | 2500W | 1400W / 1100W | 1400W / 1100W | No |
| Lower Grill | 1000W | 1000W | 1000W | No |
| Convection (Upper / Lower) | 1000W | 1000W | No | No |
| Fan | 2 | 2 | 1 | No |
| Input Power | 3200W | 3200W | 3000W | 1650W |
| Cooking Modes | | | | |
| MWO Mode | MWO | Yes | Yes | Yes |
| | Auto Defrost | Yes (5 EA) | Yes (5 EA) | Yes |
| | Auto Reheat | No | No | Yes |
| | Keep Warm (MWO) | Yes | No | Yes |
| | Power Level (MWO) | 100/180/300/450/600/750/900 | 100/180/300/450/600/750/900 | 100/180/300/450/600/750/900 |
| Combi-MWO Mode | MWO + Grill | Yes | Yes | No |
| (MWO + Oven) | MWO + Convection | Yes | Yes | No |
| | MWO + Roast | Yes | Yes | No |
| Oven Mode | Steam Generator | No | No | No |
| | Steam + Convection | No | No | No |
| | Steam + Reheat | No | No | No |
| | Convection | Yes | Yes | No |
| | Roasting (Convection + Top) | Yes | Yes | No |
| | Heat | Yes | Yes | No |
| | Conventional | Yes | Yes | No |
| | Grill | Yes | Yes | No |
| | Fan Grill | Yes | Yes | No |
| | Pizza (Convection + Bottom) | Yes | Yes | No |
| | Intensive (Top + Bottom + Convection) | Yes | Yes | No |
| Vegetable Function | Pro-Roasting | No | No | No |
| Multi-level Cook Mode | Eco Convection | Yes | Yes | No |
| Keep Warm Mode | | Yes | Yes | No |
| Deodorization | | No | No | Yes |
| Auto Cook Recipes | 40 EA (Auto Cook 31 EA, Speed Cook 4 EA, Auto Defrost 5EA) | 40 EA (Auto Cook 31 EA, Speed Cook 4 EA, Auto Defrost 5EA) | 25 EA (Auto Cook 10 EA, Auto Defrost 5 EA, Vegetable 10 EA) | 20 EA (Auto Cook 15 EA, Auto Defrost 5 EA) |
| Control Features | | | | |
| | Clock | Yes | Yes | Yes |
| | Child Safety Lock | Yes | Yes | Yes |
| | Cook Time | Yes | Yes | No |
| | End Timer | Yes | Yes | No |
| | Oven Temp | Yes | Yes | No |
| | Sound | Buzzer | Buzzer | Buzzer |
| | Sound On / Off (Hidden) | Yes | Yes | No |
| | Demo Mode | Yes (Hidden) | Yes (Hidden) | Yes (Hidden) |
| Equipment Supplied | | | | |
| Accessory | Ceramic Tray | 1 EA | 1 EA | 1 EA |
| | Baking Tray | 2 EA | 2 EA | No |
| | Wire Rack | 1 EA | 1 EA | No |
| | Wire Tray Insert | 1 EA | 1 EA | No |
| | Steam Tray | No | No | 1 EA (Pure Steam Bowl) |
| Application Dimensions | | | | |
| Dimension (W x H x D) | Outside | 595 x 456 x 570 | 595 x 454.2 x 570 | 595 x 454.2 x 570 |
| | Cutout | 560 x 446 x 549 | 555 x 445 x 548.8 | 555 x 445 x 548.8 |
| | Shipping | 700 x 578 x 663 | 700 x 578 x 663 | 700 x 578 x 663 |
| Capacity | Usable Capacity | 50 L | 50 L | 50 L |

Models Compact Oven



| Model Code | NQ50K3130BM |
|--------------------------------|--|
| Oven Features | |
| Type | MWO Solo |
| Cavity Material | Ceramic Enamel |
| Oven Colour (Con-panel / Door) | Black Stainless Steel (Matt Black) |
| Door | Glass |
| | Opening |
| | Handle Colour |
| | Prestop Hinge |
| Interior Lamp (Watts) | 1 x 25W (Wide) |
| Interior Lights | Left (Side) |
| Control | Control Panel Height |
| | Display |
| | Control Method |
| Cleaning Method | Steam |
| | Grill Heater |
| Electric Features | |
| MWO Watts | 900 W |
| Oven Temp Ranges | No |
| Upper Grill (In / Out) | No |
| Lower Grill | No |
| Convection (Upper / Lower) | No |
| Fan | No |
| Input Power | 1650W |
| Cooking Modes | |
| MWO Mode | MWO |
| | Auto Defrost |
| | Auto Reheat |
| | Keep Warm (MWO) |
| | Power Level (MWO) |
| Combi-MWO Mode | MWO + Grill |
| (MWO + Oven) | MWO + Convection |
| | MWO + Roast |
| Oven Mode | Steam Generator |
| | Steam + Convection |
| | Steam + Reheat |
| | Convection |
| | Roasting (Convection + Top) |
| | Heat |
| | Conventional |
| | Grill |
| | Fan Grill |
| | Pizza (Convection + Bottom) |
| | Intensive (Top + Bottom + Convection) |
| Vegetable Function | Pro-Roasting |
| Multi-level Cook Mode | Eco Convection |
| Keep Warm Mode | |
| Deodorization | |
| Auto Cook Recipes | 20 EA (Auto Cook 15 EA, Auto Defrost 5 EA) |
| Control Features | |
| | Clock |
| | Child Safety Lock |
| | Cook Time |
| | End Timer |
| | Oven Temp |
| | Sound |
| | Sound On / Off (Hidden) |
| | Demo Mode |
| Equipment Supplied | |
| Accessory | Ceramic Tray |
| | Baking Tray |
| | Wire Rack |
| | Wire Tray Insert |
| | Steam Tray |
| Application Dimensions | |
| Dimension (W x H x D) | Outside |
| | Cutout |
| | Shipping |
| Capacity | Usable Capacity |

Models Microwave Oven



| Model Code | MG22M8074AT | MS22M8074AT | MS22M8054AK |
|---------------------------------|-----------------------|-----------------------|-----------------------|
| General | | | |
| Capacity | 0.7 cu.ft. / 22 Litre | 0.7 cu.ft. / 22 Litre | 0.7 cu.ft. / 22 Litre |
| Type | Built-In | Built-In | Built-In |
| Installation | Grill | Solo | Solo |
| Heat Source | 230V / 50Hz | 230V / 50Hz | 230V / 50Hz |
| Power | 800W | 850W | 800W |
| Power Source | 800W | N/A | N/A |
| Output Power (Microwave) | 1100W | N/A | N/A |
| Output Power (Grill) | N/A | 1250W | 1250W |
| Output Power (Convection) | 1300W | 1250W | 1250W |
| Power Consumption | 2400W | 1250W | 1250W |
| Max Output Power | LED / Ice blue | LED / Ice blue | LED / Ice blue |
| Display | Type | N/A | N/A |
| Language Option | Yes (Moisture) | Yes (Moisture) | No |
| Sensor | Touch | Touch | Touch |
| Control Method | Push button | Push button | Push button |
| Door Open Mechanism | Turntable | Turntable | Turntable |
| MW Distribution Mechanism | Features | | |
| Keep Warm (Food) | Yes | Yes | Yes |
| Power Level | 6 | 6 | 6 |
| Time Control | Touch (+, -) | Touch (+, -) | Touch (+, -) |
| Weight / Serving Control | Touch (+, -) | Touch (+, -) | Touch (+, -) |
| One Minute / 30 secs Plus | 30 secs Plus | 30 secs Plus | 30 secs Plus |
| Turntable on / off | No | No | No |
| Defrost (Auto / Power / Sensor) | Yes | Yes | Yes |
| Auto Reheat/cook | Yes | Yes | Yes |
| Auto Crusty cook | No | No | No |
| Auto Power Steam cook | No | No | No |
| Sensor Cook | Yes | Yes | No |
| Child Lock | Yes | Yes | Yes |
| Materials & Finishes | | | |
| Cabinet Colour | Black | Black | Black |
| Door Colour | Black | Black | Black |
| Cavity Interior | Ceramic Enamel | Ceramic Enamel | Ceramic Enamel |
| Turntable | Glass | Glass | Glass |
| Material | Diameter255mm | Diameter255mm | Diameter255mm |
| Size | Yes | N/A | N/A |
| Grill Heater | Accessory | | |
| Grill Rack | Yes | N/A | N/A |
| Crusty Plate | N/A | N/A | N/A |
| Physical Specification | | | |
| Dimension (W x H x D) | Cavity | 330 x 224 x 292 | 330 x 224 x 292 |
| | Outside | 595 x 380 x 320 | 595 x 380 x 320 |
| | Shipping | 706 x 466 x 434 | 706 x 466 x 434 |
| Weight (Kg) | Weight (Net) | 15.5 Kg | 14.5 Kg |
| | Weight (Shipping) | 18.5 Kg | 17.8 Kg |

Models Induction Cooktop



| Model Code | NZ84J9770EK | NZ84F7NC6AB | NZ64N9777GK | NZ64N9777BK | NZ64N7777GK |
|-------------------------------|----------------------------|----------------------|-------------------------|-------------------------|-------------------------|
| Dimensions (W x D x H) | | | | | |
| Outside (Max.) | 800 x 520 x 56 | 800 x 520 x 56 | 600 x 520 x 56 | 600 x 520 x 56 | 600 x 520 x 56 |
| Packing | 902 x 594 x 139 | 900 x 582 x 146 | 712 x 594 x 149 | 712 x 594 x 149 | 712 x 594 x 149 |
| Cut-out Size | 750 x 490 | 750 x 490 | 560 x 490 | 560 x 490 | 560 x 490 |
| Features | | | | | |
| Surface | Frame | 3 Bevel | 3 Bevel | 1 Bevel | 1 Bevel |
| Display | Control Method | Magnetic Knob | Dedicated Control | Common Control | Common Control |
| | Type | Integrated Knob Dial | Sliding & Direct Access | Sliding & Direct Access | Sliding & Direct Access |
| | LED Colour | Ice Blue | New Amber | Ice Blue | Ice Blue |
| | Virtual Flame | Ice Blue | No | Ice Blue | Ice Blue |
| Power | 140mm | No | No | No | No |
| | 145mm | No | 1.2 / 2.0K(B) | 1.4 / 2.0K(B) | 1.4 / 2.0K(B) |
| | 160mm | No | 1.2 / 2.0K(B) | No | No |
| | 180mm | No | No | No | No |
| | 210mm | No | No | 2.2 / 3.2K(B) | 2.2 / 3.2K(B) |
| | 220mm | 2.2 / 3.2K(B) | No | No | No |
| | 280mm | No | 2.4 / 3.6K(B) | No | No |
| | Flex Zone (Front) | 1.8 / 2.6K(B) | 1.8 / 2.6K(B) | 1.8 / 2.6K(B) | 1.8 / 2.6K(B) |
| | Flex Zone (Centre) | No | No | 1.8 / 3.0K(B) | 1.8 / 3.0K(B) |
| | Flex Zone (Rear) | 1.8 / 2.6K(B) | 1.8 / 2.6K(B) | 1.8 / 2.6K(B) | 1.8 / 2.6K(B) |
| | Flex Zone TOT | 3.3 / 3.6K(B) | 3.3 / 3.6K(B) | 3.3 / 3.6K(B) | 3.3 / 3.6K(B) |
| | Total Power | 7.0kW | 7.2kW | 7.2kW | 7.2kW |
| | Q'ty of Booster | 4 | 4 | 4 | 4 |
| Safety Function | Residual Heat Indicator | 2 Stage | 2 Stage | 2 Stage | 2 Stage |
| | Small Utensil Detection | Yes | Yes | Yes | Yes |
| | Auto Pan Detection | Yes | Yes | Yes | Yes |
| | Safety Shutoff | Yes | Yes | Yes | Yes |
| | Child Safety Lock | Yes | Yes | Yes | Yes |
| | High Temp Limit | Yes | Yes | Yes | Yes |
| Control Feature | Wi-Fi | No | No | Yes | No |
| | Sound On / Off Hidden Lock | Yes | Yes | Yes | Yes |
| | Power Level | 15 + Booster | 15 + Booster | 15 + Booster | 15 + Booster |
| | Timer | 99min | 99min | 99min | 99min |
| | Power Control | Yes | Yes | Yes | Yes |
| | Direct Access | Yes | Yes | Yes | Yes |
| | Power On / Off | Yes | Yes | Yes | Yes |
| | Pan Grilling | No | No | No | No |
| | Pause | Yes | Yes | Yes | Yes |
| | Quick Start | Yes | No | Yes | Yes |
| | Demo Mode | Yes | Yes | Yes | Yes |
| | Quick Stop | Yes | Yes | Yes | Yes |
| | Keep Warm | Yes | Yes | Yes | Yes |
| | Up Timer | Yes | No | No | No |
| | Down Timer | Yes | No | Yes | Yes |
| Energy Eff. | Stand By Power Consumption | Under 0.5W | Under 0.5W | Under 0.5W | Under 0.5W |
| Noise | Noise Level (Operating) | Under 43dB | Under 43dB | Under 43dB | Under 43dB |
| Power Cable | Power Cable Type | 5 Wire | 5 Wire | 5 Wire | 5 Wire |
| Weight | Net / Gross | 16.5Kg / 19.5Kg | 15.5Kg / 18.5Kg | 13.2Kg / 16.1Kg | 13.2Kg / 16.1Kg |
| Dimension | Flex Size | 225 x 435mm | 195 x 390mm | 240 x 380mm | 240 x 380mm |

Models Warming Drawer



| Model Code | NL20J7100WB |
|------------------------|---|
| Design | Glass/Stainless Steel Frame |
| Features | |
| Size | 600 x 150 |
| Cut-out | 560 x 550 x 150 |
| Handle | Push & Pull Door |
| Rail | Telescopic Rail |
| Weight Capacity | 25kg |
| Temp Range | Mechanic Knob |
| Energy Consumption | 30-80°C |
| Safe Opening & Closing | 420W |
| Control | Anti-slip Mat |
| Dimension | LED Status Lamp |
| Remark | 595 x 545 x 140 |
| | Push-pull Tolerance : 21mm |
| | Door Gap Between Compact and Warmer : 8mm |

Models Induction Cooktop



| Model Code | NZ64H37070K | NZ64N7757GK | NZ64K7757BK |
|-------------------------------|----------------------------|-------------------------|-------------------------|
| Dimensions (W x D x H) | | | |
| Outside (Max.) | 590 x 520 x 57 | 600 x 520 x 56 | 600 x 520 x 56 |
| Packing | 690 x 645 x 115 | 712 x 594 x 149 | 712 x 594 x 142 |
| Cut-out Size | 560 x 490 | 560 x 490 | 560 x 490 |
| Features | | | |
| Surface | Frame | 1 Bevel | 1 Bevel |
| Display | Control Method | Common Control | Common Control |
| | Type | Sliding & Direct Access | Sliding & Direct Access |
| | LED Colour | Red | New Amber |
| | Virtual Flame | N/A | N/A |
| Power | 140mm | 1.25/1.5k(B) | No |
| | 145mm | No | 1.4 / 2.0K(B) |
| | 160mm | No | No |
| | 180mm | No | No |
| | 210mm | No | 2.2 / 3.2K(B) |
| | 220mm | 2.35/2.6k(B) | No |
| | 280mm | No | No |
| | Flex Zone (Front) | N/A | 1.8 / 2.6K(B) |
| | Flex Zone (Centre) | N/A | 1.8 / 3.0K(B) |
| | Flex Zone (Rear) | N/A | 1.8 / 2.6K(B) |
| | Flex Zone TOT | N/A | 3.3 / 3.6K(B) |
| | Total Power | 7.2kW | 7.2kW |
| | Qty of Booster | 4 | 4 |
| Safety Function | Residual Heat Indicator | 2 Stage | 2 Stage |
| | Small Utensil Detection | Yes | Yes |
| | Auto Pan Detection | Yes | Yes |
| | Safety Shutoff | Yes | Yes |
| | Child Safety Lock | Yes | Yes |
| | High Temp Limit | Yes | Yes |
| Control Feature | WiFi | No | Yes |
| | Sound On / Off Hidden Lock | Yes | Yes |
| | Power Level | 9 + Booster | 15 + Booster |
| | Timer | 99min | 99min |
| | Power Control | Yes | Yes |
| | Direct Access | Yes | Yes |
| | Power On / Off | Yes | Yes |
| | Pan Grilling | No | No |
| | Pause | No | Yes |
| | Quick Start | No | Yes |
| | Demo Mode | Yes | Yes |
| | Quick Stop | No | Yes |
| | Keep Warm | No | Yes |
| | Up Timer | No | No |
| | Down Timer | Yes | Yes |
| Energy Eff. | Stand By Power Consumption | Under 0.5W | Under 0.5W |
| Noise | Noise Level (Operating) | Under 43dB | Under 43dB |
| Power Cable | Power Cable Type | 5 Wire | 5 Wire |
| Weight | Net / Gross | 10.5kg/12.0kg | 13Kg / 15.9Kg |
| Dimension | Flex Size | N/A | 240 x 380mm |

Models Ceramic Cooktop



| Model Code | C61R1AAMST |
|-------------------------------|----------------------------|
| Dimensions (W x D x H) | |
| Outside (Max.) | 575 x 505 x 20 |
| Packing | 683 x 593 x 172 |
| Cut-out Size | 560 x 490 |
| Features | |
| Surface | Frame |
| Display | Control Method |
| | Type |
| | LED Colour |
| | LED Indicator |
| Power | 140mm |
| | 145mm |
| | 160mm |
| | 180mm |
| | 210mm |
| | 220mm |
| | 280mm |
| | Flex Zone (Front) |
| | Flex Zone (Centre) |
| | Flex Zone (Rear) |
| | Flex Zone TOT |
| | Total Power |
| | Qty of Booster |
| Safety Function | Residual Heat Indicator |
| | Small Utensil Detection |
| | Auto Pan Detection |
| | Safety Shutoff |
| | Child Safety Lock |
| | High Temp Limit |
| Control Feature | WiFi |
| | Sound On / Off Hidden Lock |
| | Power Level |
| | Timer |
| | Power Control |
| | Direct Access |
| | Power On / Off |
| | Pan Grilling |
| | Pause |
| | Quick Start |
| | Demo Mode |
| | Quick Stop |
| | Keep Warm |
| | Up Timer |
| | Down Timer |
| Energy Eff. | Stand By Power Consumption |
| Noise | Noise Level (Operating) |
| Power Cable | Power Cable Type |
| Weight | Net / Gross |
| Dimension | Flex Size |

Models Gas Cooktop



| Model Code | NA75J3030AS | NA64H3000AK | NA64H3010AS |
|--------------------------------|---|--------------------------------------|--------------------------------------|
| Mains Specifications | | | |
| Width (cm) | 75 | 60 | 60 |
| Gas Cooking Zones | 5 | 4 | 4 |
| Colour | Stainless Steel | Black Tempered Glass | Stainless Steel |
| Pan Supports | Cast-iron (Wok Pan support Included) | Cast-iron | Cast-iron |
| Wok Grate | No | No | No |
| Knob Design | Neo | Neo | Neo |
| Burner Features | | | |
| Gas | Triple Crown | No | No |
| | Rapid | 3.0kW x1 | 3.3kW x2 |
| | Semi-rapid | 2.0kW x1 | 2.0kW x1 |
| | Auxiliary | 1.0kW x1 | 1.0kW x1 |
| | Total | 11.8kW | 9.6kW |
| Safety Functions | | | |
| Flame Failure Device | Yes | Yes | Yes |
| Convenience | | | |
| One Hand Ignition | Yes | Yes | Yes |
| Installation/Connection | | | |
| Gas Power Consumption (W) | 1.0W | 1.0W | 1.0W |
| Power Cord without Plug | Yes | Yes | Yes |
| Power Supply | 220~240V, 50 / 60Hz | 220~240V, 50 / 60Hz | 220~240V, 50 / 60Hz |
| Delivery Status | Natural Gas | Natural Gas | Natural Gas |
| Additional Injectors | LPG Conversion Injectors Included | LPG Conversion Injectors Included | LPG Conversion Injectors Included |
| Dimensions/Weight | | | |
| Net Weight (kg) | 15.6 (Include Wok) | 14.8 | 10.6 |
| Cut-out Size (W x L mm) | 560 x 490 | 560 x 490 | 560 x 490 |
| Net Dimension (W x D x H mm) | 750 x 510 x 98 | 600 x 520 x 99 | 600 x 510 x 90 |

Models Hood



| Model Code | NK36M7070VS | NK24M7070VS | NK36N9804VB | NK24N9804VB |
|--|---------------------------------------|---------------------------------------|---------------------------------------|---------------------------------------|
| Type | Vertical (Inox) | Vertical (Inox) | Vertical (Glass) | Vertical (Glass) |
| Mains Specifications | | | | |
| References | Stainless Steel A430 | Stainless Steel A430 | Glass / Painted Body | Glass / Painted Body |
| Size (cm) | 90 | 60 | 90 | 60 |
| Model Type Install | Wall-mount | Wall-mount | Wall-mount | Wall-mount |
| Technical Specifications | | | | |
| Type of Controls | Touch Control (DGT) | Touch Control (DGT) | Touch control (DGT) | Touch control (DGT) |
| Energy Efficiency Class | B | B | A+ | A+ |
| Display Colour | Ice Blue | Ice Blue | Ice Blue | Ice Blue |
| Extraction Type | Ducting or Recirculating | Ducting or Recirculating | Ducting or Recirculating | Ducting or Recirculating |
| Number of Motors / Fans | 1 / 1 | 1 / 1 | 1 / 1 | 1 / 1 |
| Number of Extraction speeds | 4 (3 + Booster) | 4 (3 + Booster) | 4 (3 + Booster) | 4 (3 + Booster) |
| Max Extraction (m ³ / hr) | 585 | 585 | 560 | 560 |
| Boost Extraction (m ³ / hr) | 729 | 729 | 737 | 737 |
| Max Sound Power (dBA) | 68 | 68 | 66 | 66 |
| Boost Sound Power (dBA) | 73 | 73 | 72 | 72 |
| Lighting | 2 x 2.5W LED | 2 x 2.5W LED | 1 x 7W LED Bar | 1 x 7W LED Bar |
| Number of Metallic Filter (Aluminium) | 2 | 1 | 2 | 1 |
| Number of Charcoal Filter | 2 | 2 | 2 | 2 |
| Total Power of Connection (W) | 265 | 265 | 167 | 167 |
| Ducting Diameter (mm) | 150 | 150 | 150 | 150 |
| Clean Air | No | No | No | No |
| Saturation Filter Lamps | Yes | Yes | Yes | Yes |
| Timer | Yes | Yes | Yes | Yes |
| Booster | Yes | Yes | Yes | Yes |
| Air Diverter | Yes | Yes | No | No |
| Charcoal Filter | No | No | Yes | Yes |
| Bluetooth | No | No | Yes | Yes |
| Automatic Control (Sensor) | No | No | Yes (Vapour)mk | Yes (Vapour) |
| Accessories (Optional) | | | | |
| Charcoal Filter Reference | DG81-02279A | DG81-02279A | CFC0038668 | CFC0038668 |
| Dimensions | | | | |
| Gross Weight | 30.8 | 24.5 | 30.8 | 24.5 |
| Net Weight | 23.3 | 19.2 | 23.3 | 19.2 |
| Gross Dimensions (W x D x H) | 1034 x 915 x 433 | 759 x 915 x 433 | 1034 x 915 x 433 | 759 x 915 x 433 |
| Net Dimensions (W x D x H) | Min. 1,040~ Max. 1,440 x 898 x 137 | Min. 1,040~ Max. 1,440 x 598 x 137 | Min. 1,050~ Max. 1,486 x 898 x 386 | Min. 1,050~ Max. 1,486 x 598 x 386 |

Models Hood



| Model Code | NK36N5703BS | NK24N5703BS | NK36M5070BM | NK24M5070BM |
|--|---------------------------------------|---------------------------------------|---|---|
| Type | T-type (Black Glass) | T-type (Black Glass) | T-type (Black Glass, Black Stainless Steel Matt) | T-type (Black Glass, Black Stainless Steel Matt) |
| Mains Specifications | | | | |
| References | Stainless Steel A430 + Black Glass | Stainless Steel A430 + Black Glass | Matt Black + Black Glass | Matt Black + Black Glass |
| Size (cm) | 90 | 60 | 90 | 60 |
| Model Type Install | Wall-mount | Wall-mount | Wall-mount | Wall-mount |
| Technical Specifications | | | | |
| Type of Controls | Touch Control (DGT) | Touch Control (DGT) | Touch Control | Touch Control |
| Energy Efficiency Class | A | A | B | B |
| Display Colour | Ice Blue | Ice Blue | Ice Blue | Ice Blue |
| Extraction Type | Ducting or Recirculating | Ducting or Recirculating | Ducting or Recirculating | Ducting or Recirculating |
| Number of Motors / Fans | 1 / 1 | 1 / 1 | 1 / 1 | 1 / 1 |
| Number of Extraction speeds | 4 (3 + Booster) | 4 (3 + Booster) | 4 (3 + Booster) | 4 (3 + Booster) |
| Max Extraction (m ³ / hr) | 622 | 622 | 531 | 531 |
| Boost Extraction (m ³ / hr) | 722 | 722 | 668 | 668 |
| Max Sound Power (dBA) | 72 | 72 | 70 | 70 |
| Boost Sound Power (dBA) | 75 | 75 | 75 | 75 |
| Lighting | 2 x 2.5W LED | 2 x 2.5W LED | 2 x 2.5W LED | 2 x 2.5W LED |
| Number of Metallic Filter (Aluminium) | 3 | 2 | 3 | 2 |
| Number of Charcoal Filter | 1 | 1 | 1 | 1 |
| Total Power of Connection (W) | 315 | 315 | 265 | 265 |
| Ducting Diameter (mm) | 150 | 150 | 150 | 150 |
| Clean Air | No | No | No | No |
| Saturation Filter Lamps | Yes | Yes | Yes | Yes |
| Timer | Yes | Yes | Yes | Yes |
| Booster | Yes | Yes | Yes | Yes |
| Air Diverter | No | No | Yes | Yes |
| Charcoal Filter | Yes | Yes | No | No |
| Bluetooth | Yes | Yes | No | No |
| Automatic Control (Sensor) | No | No | No | No |
| Accessories (Optional) | | | | |
| Charcoal Filter Reference | F00333/S | F00333/S | DG81-02294A | DG81-02294A |
| Dimensions | | | | |
| Gross Weight | 179 | 15.7 | 20 | 16.3 |
| Net Weight | 14.5 | 13.2 | 17 | 13.9 |
| Gross Dimensions (W x D x H) | 945 x 375 x 575 | 645 x 375 x 575 | 945 x 375 x 575 | 645 x 375 x 575 |
| Net Dimensions (W x D x H) | Min. 619 ~ Max. 1147 x 900 x 450 | Min. 619 ~ Max. 1147 x 600 x 450 | Min. 619~ Max. 1,147 x 900 x 500 | Min. 619~ Max. 1,147 x 600 x 500 |

Models Hood



| Model Code | NK24N5703BM | NK36M5070CS | NK24M5070CS | NK24M3050PS |
|--|---------------------------------------|-------------------------------------|-------------------------------------|-------------------------------------|
| Type | T-type (Black Glass) | Glass (Curved) | Glass (Curved) | Chimney |
| Mains Specifications | | | | |
| References | Stainless Steel A430 + Black Glass | Stainless Steel A430 | Stainless Steel A430 | Stainless Steel A430 |
| Size (cm) | 60 | 90 | 60 | 60 |
| Model Type Install | Wall-mount | Wall-mount | Wall-mount | Wall-mount |
| Technical Specifications | | | | |
| Type of Controls | Touch Control (Elica) | Touch Control | Touch Control | Push Button |
| Energy Efficiency Class | A | B | B | D |
| Display Colour | Ice Blue | Ice Blue | Ice Blue | No |
| Extraction Type | Ducting or Recirculating | Ducting or Recirculating | Ducting or Recirculating | Ducting or Recirculating |
| Number of Motors / Fans | 1 / 1 | 1 / 1 | 1 / 1 | 1 / 1 |
| Number of Extraction speeds | 4 (3 + Booster) | 4 (3 + Booster) | 4 (3 + Booster) | 3 |
| Max Extraction (m ³ / hr) | 622 | 558 | 558 | 512 |
| Boost Extraction (m ³ / hr) | 722 | 670 | 670 | No |
| Max Sound Power (dBA) | 72 | 69 | 69 | 70 |
| Boost Sound Power (dBA) | 75 | 73 | 73 | No |
| Lighting | 2 x 2.5W LED | 2 x 2.5W LED | 2 x 2.5W LED | 2 x 28W Bulbs |
| Number of Metallic Filter (Aluminium) | 2 | 1 | 1 | 2 |
| Number of Charcoal Filter | 1 | 1 | 1 | 2 |
| Total Power of Connection (W) | 315 | 255 | 255 | 236 |
| Ducting Diameter (mm) | 150 | 150 | 150 | 150 |
| Clean Air | No | No | No | No |
| Saturation Filter Lamps | Yes | Yes | Yes | No |
| Timer | Yes | Yes | Yes | No |
| Booster | Yes | Yes | Yes | No |
| Air Diverter | No | Yes | Yes | Yes |
| Charcoal Filter | Yes | No | No | No |
| Bluetooth | Yes | No | No | No |
| Automatic Control (Sensor) | No | No | No | No |
| Accessories (Optional) | | | | |
| Charcoal Filter Reference | F00333/S | DG81-02294A | DG81-02294A | DG81-02329A |
| Dimensions | | | | |
| Gross Weight | 15.7 | 17.3 | 16 | 8.7 |
| Net Weight | 13.2 | 14.5 | 13.3 | 6.9 |
| Gross Dimensions (W x D x H) | 645 x 375 x 575 | 945 x 415 x 575 | 645 x 375 x 575 | 652 x 293 x 510 |
| Net Dimensions (W x D x H) | Min. 619 ~ Max. 1147 x 900 x 450 | Min. 603~ Max. 1,130 x 900 x 450 | Min. 603~ Max. 1,130 x 600 x 450 | Min. 739~ Max. 1,061 x 600 x 450 |

Models Hood



| Model Code | NK24M1030IS |
|--|--|
| Type | Slide-In |
| Mains Specifications | |
| References | Body / Bottom Grey Front Stainless Steel A430 |
| Size (cm) | 60 |
| Model Type Install | Wall-mount |
| Technical Specifications | |
| Type of Controls | Push Button |
| Energy Efficiency Class | C |
| Display Colour | No |
| Extraction Type | Ducting or Recirculating |
| Number of Motors / Fans | 1 / 1 |
| Number of Extraction speeds | 3 |
| Max Extraction (m ³ / hr) | 392 |
| Boost Extraction (m ³ / hr) | - |
| Max Sound Power (dBA) | 71 |
| Boost Sound Power (dBA) | - |
| Lighting | 2xLED 3W (Bulbs) |
| Number of Metallic Filter (Aluminium) | 2 |
| Number of Charcoal Filter | 1 |
| Total Power of Connection (W) | 136 |
| Ducting Diameter (mm) | 120 |
| Clean Air | No |
| Saturation Filter Lamps | No |
| Timer | No |
| Booster | No |
| Air Diverter | No |
| Charcoal Filter | Optional |
| Bluetooth | No |
| Automatic Control (Sensor) | No |
| Accessories (Optional) | |
| Charcoal Filter Reference | CFC0038000 |
| Dimensions | |
| Gross Weight | 6 / 7.5 |
| Net Weight | 6 / 7.5 |
| Gross Dimensions (W x D x H) | 354 x 241 x 634 |
| Net Dimensions (W x D x H) | 180 x 600 x 280 |

Models Fullsize Dishwasher

Fully Built-In



| Model Code | DW60M9970BB |
|-------------------------------|-----------------------------|
| Project Name | DW9000M |
| Design | |
| Control Panel Location | Hidden |
| Control Type | Touch |
| Performance | |
| Capacity (Place Setting) | 14 |
| Energy Class | A+++ |
| | Energy consumption (annual) |
| | 237 kWh / year |
| | Energy consumption (cycle) |
| | 0.83 kWh / cycle |
| Wash Performance | A |
| Drying Performance | A |
| | Auto Open |
| | Dry System |
| Water Consumption (L/ annual) | 2716 |
| Water Consumption (L/ cycle) | 9.7 |
| Noise Level (dBA) | 41 dBA |
| Function | |
| Programs | Number of programs |
| | 7 |
| | Intensive |
| | Yes |
| | Auto |
| | Yes |
| | Normal |
| | - |
| | Delicate |
| | Yes |
| | Eco |
| | Yes |
| | Daily 55' (or Express) |
| | Yes |
| | Quick (38min) |
| | Yes |
| | Self Clean |
| | Yes |
| | Pre Wash |
| | - |
| Options | Number of options |
| | 8 |
| | Delay Start |
| | Yes |
| | Half Load |
| | Yes |
| | Sanitize |
| | Yes |
| | Hi-temp wash |
| | Yes |
| | Child Lock |
| | Yes |
| | Zone Booster |
| | Yes |
| | Speed Booster |
| | Yes |
| | WiFi |
| | Yes |
| Safety | Aqua Stop |
| Yes | Yes |
| InnerSystem | |
| Interior | Tub Material |
| | Stainless Steel |
| | Number of Wash Arm |
| | 3 |
| Upper | Basket handle |
| | Yes |
| | Foldable cup shelves |
| | Yes |
| | Adjustable Height |
| | Yes |
| | Fold down tines |
| | Yes |
| Lower | Basket handle |
| | Yes |
| | Fold down tines |
| | Yes |
| Cutlery | Cutlery Tray |
| | Yes |
| | Cutlery Basket |
| | No |
| Dimensions | |
| Net | Width (mm) |
| | 598 |
| | Height (mm) |
| | 817 |
| | Depth (mm) |
| | 555 |
| | Weight (Kg) |
| | 45 |
| Gross | Width (mm) |
| | 670 |
| | Height (mm) |
| | 875 |
| | Depth (mm) |
| | 660 |
| | Weight (Kg) |
| | 48 |
| Installation | |
| Electrical(Volts/Hertz) | 220-240V / 50Hz / 10A |
| Heater Watts | 2000-2300W |
| Circulation Motor | 60 to 100W |
| Drain Pump | 30W |
| Levelling screws | 60mm |

Models Fullsize Dishwasher

Fully Built-In

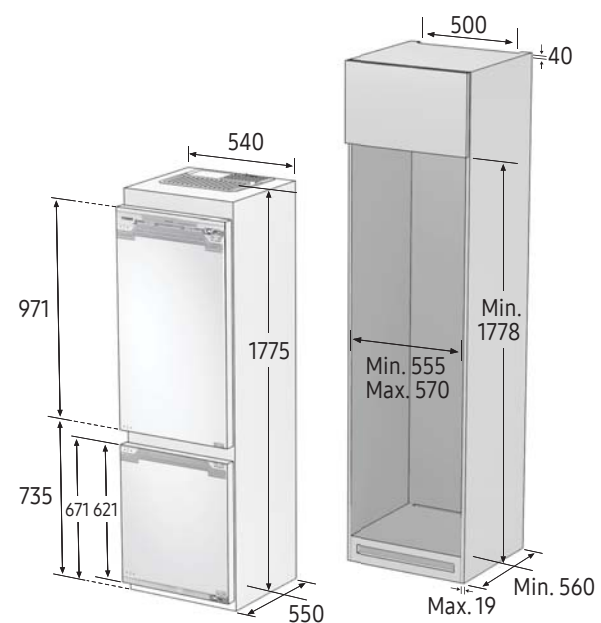


| Model Code | DW60M6040BB | DW5000MM | DW50R4040BB |
|-------------------------------|-----------------------------|-------------------|-----------------------|
| Project Name | DW5000M | DW5000MM | DW9000M |
| Design | | | |
| Control Panel Location | Hidden | Hidden | Hidden |
| Control Type | Touch | Touch | Touch |
| Performance | | | |
| Capacity (Place Setting) | 13 | 13 | 14 |
| Energy Class | A++ | A+ | A+++ |
| | Energy consumption (annual) | | |
| | 262 kWh / year | 295 kWh / year | 237 kWh / year |
| | Energy consumption (cycle) | | |
| | 0.92 kWh / cycle | 1.043 kWh / cycle | 0.83 kWh / cycle |
| Wash Performance | A | A | A |
| Drying Performance | A | A | A |
| | Condensing | Condensing | Auto Open |
| Water Consumption (L/ annual) | 2940 | 3360 | 2716 |
| Water Consumption (L/ cycle) | 10.5 | 12 | 9.7 |
| Noise Level (dBA) | 44 dBA | 48 dBA | 41 dBA |
| Function | | | |
| Programs | Number of programs | | |
| | 6 | 5 | 7 |
| | Intensive | Yes | Yes |
| | Auto | Yes | Yes |
| | Normal | - | - |
| | Delicate | Yes | Yes |
| | Eco | Yes | Yes |
| | Daily 55' (or Express) | Yes | Yes |
| | Quick (38min) | - | Yes |
| | Self Clean | - | Yes |
| | Pre Wash | - | - |
| | Pre Wash | Yes | - |
| Options | Number of options | | |
| | 5 | 5 | 8 |
| | Delay Start | 1-24h | 1-24h |
| | Yes | Yes | Yes |
| | Half Load | Yes | Yes |
| | Sanitize | Yes | Yes |
| | Hi-temp wash | - | Yes |
| | Child Lock | Yes | Yes |
| | Zone Booster | - | Yes |
| | Speed Booster | - | Yes |
| | WiFi | - | Yes |
| | WiFi | Yes | Yes |
| Safety | Aqua Stop | Yes | Yes |
| Yes | Yes | Yes | Yes |
| InnerSystem | | | |
| Interior | Tub Material | Stainless Steel | Stainless Steel |
| | Number of Wash Arm | 2 | 2 |
| Upper | Basket handle | Yes | - |
| | Foldable cup shelves | Yes | Yes |
| | Adjustable Height | Yes (Auto) | Yes (Auto) |
| | Fold down tines | Yes | - |
| Lower | Basket handle | Yes | - |
| | Fold down tines | Yes | Yes |
| Cutlery | Cutlery Tray | No | - |
| | Cutlery Basket | Yes | Yes |
| | No | - | No |
| Dimensions | | | |
| Net | Width (mm) | 598 | 598 |
| | Height (mm) | 815 | 815 |
| | Depth (mm) | 550 | 550 |
| | Weight (Kg) | 43 | 43 |
| Gross | Width (mm) | 655 | 655 |
| | Height (mm) | 871 | 871 |
| | Depth (mm) | 645 | 645 |
| | Weight (Kg) | 50 | 50 |
| Installation | | | |
| Electrical(Volts/Hertz) | 220-240V / 50Hz | 220-240V / 50Hz | 220-240V / 50Hz / 10A |
| Heater Watts | 1760-2100W | 1760-2100W | 2000-2300W |
| Circulation Motor | 85W | 85W | 60 to 100W |
| Drain Pump | 30W | 30W | 30W |
| Levelling screws | 0 to 30mm | 0 to 50mm | 60mm |

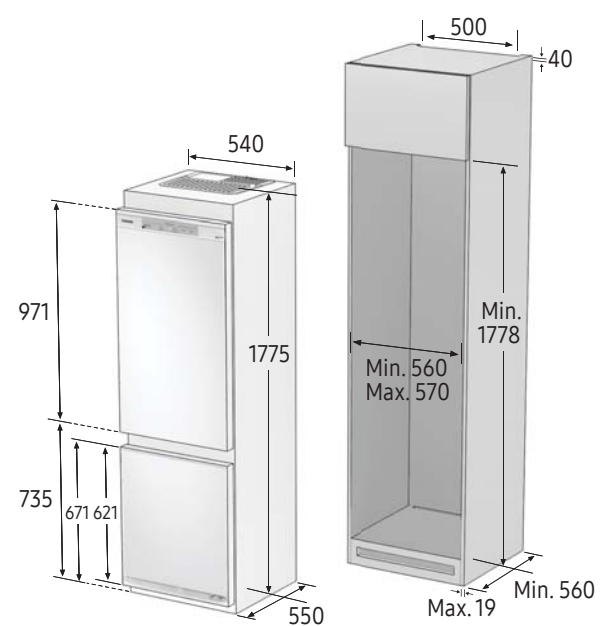
Models/Refrigeration

INSTALLATION GUIDE

BRB260130WW



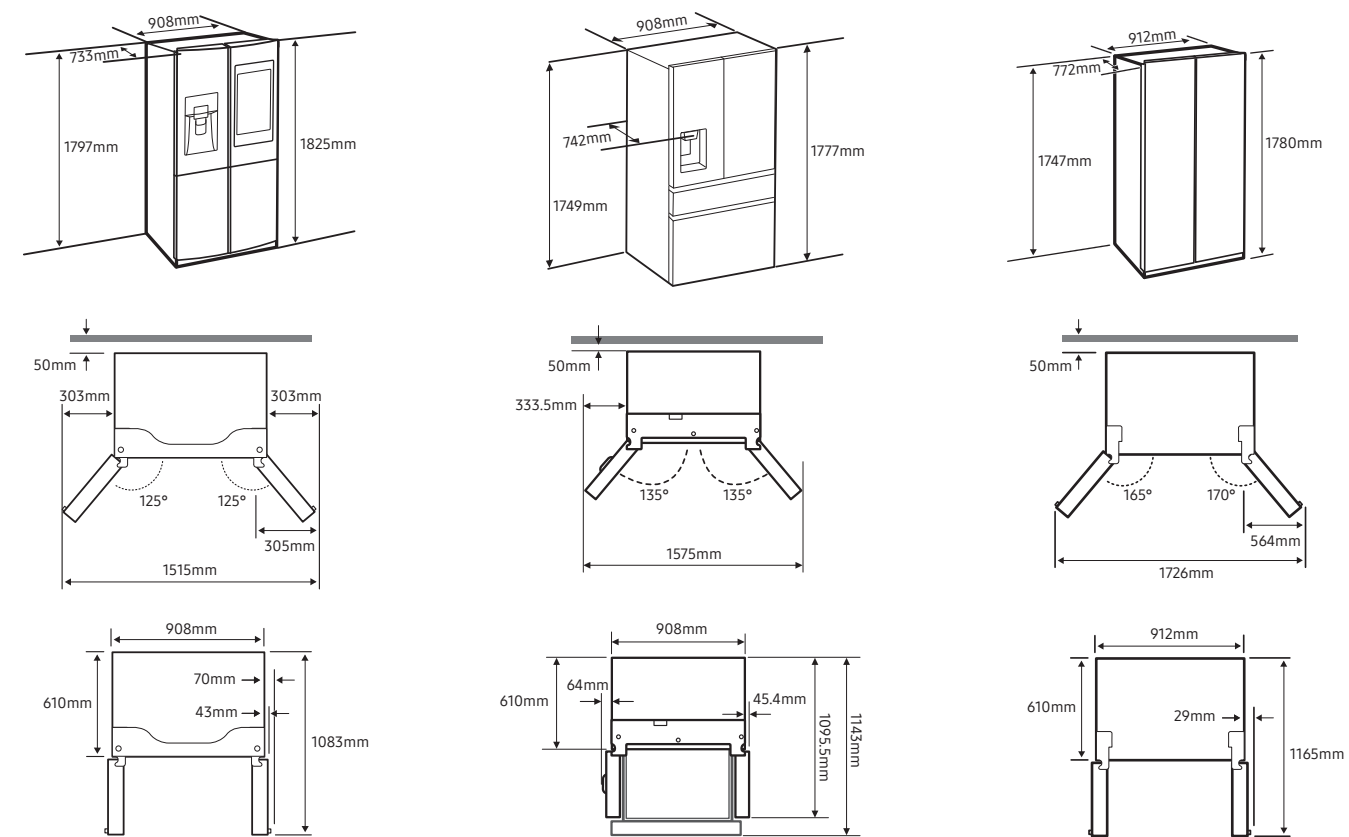
BRB260087WW, BRB260000WW



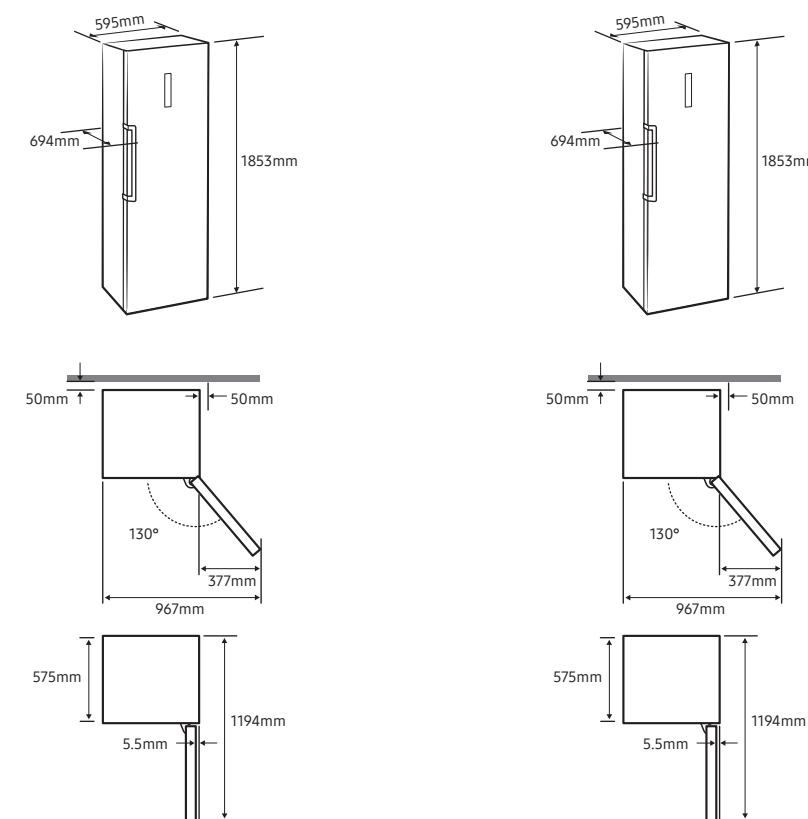
Models/Refrigeration

INSTALLATION GUIDE

RF56M9540SR, RF23M8080SR, RS67N8210S9



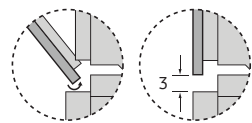
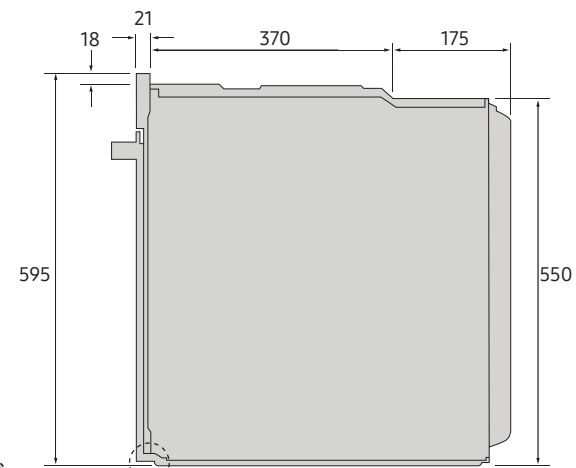
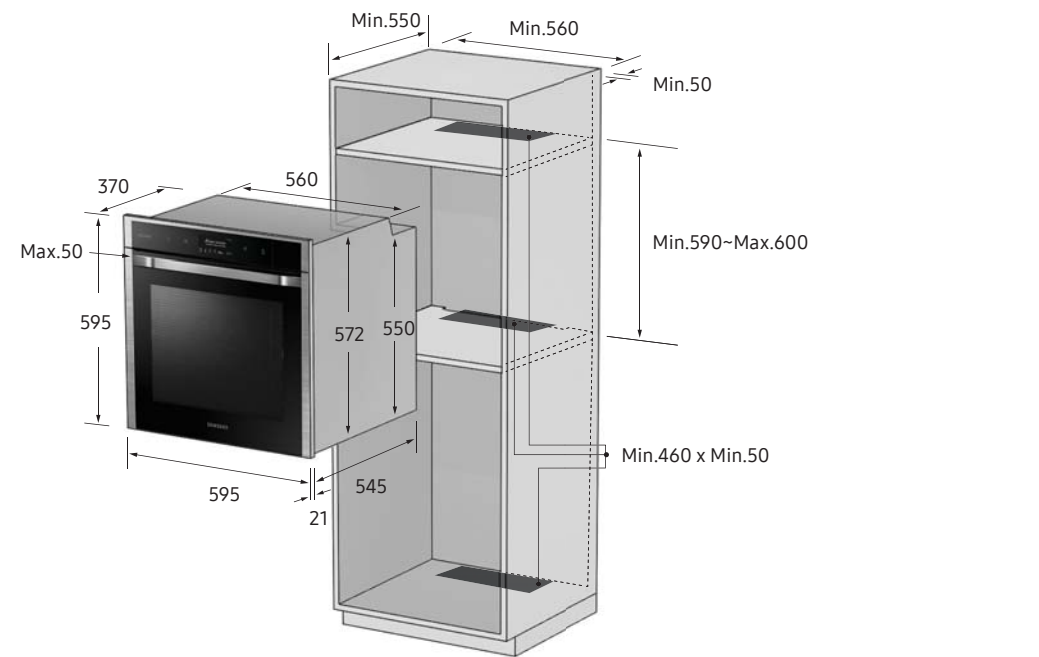
RZ32M71207F, RR39M73407F



Models/oven

INSTALLATION GUIDE

NV75N7677RS, NV75N7647RS, NV73N9770RM, NV73J9770RS, NV73J7740RS, NV75J7570RS, NV75J5540RS, NV75K5571RM, NV70K1340BS, NV70K1340BB

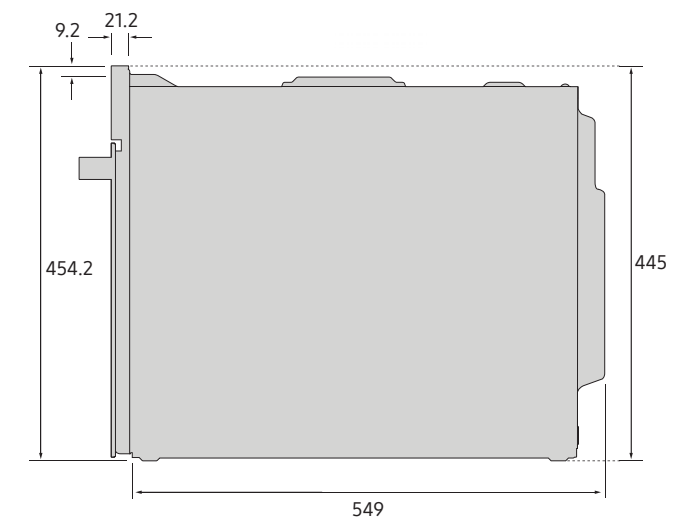
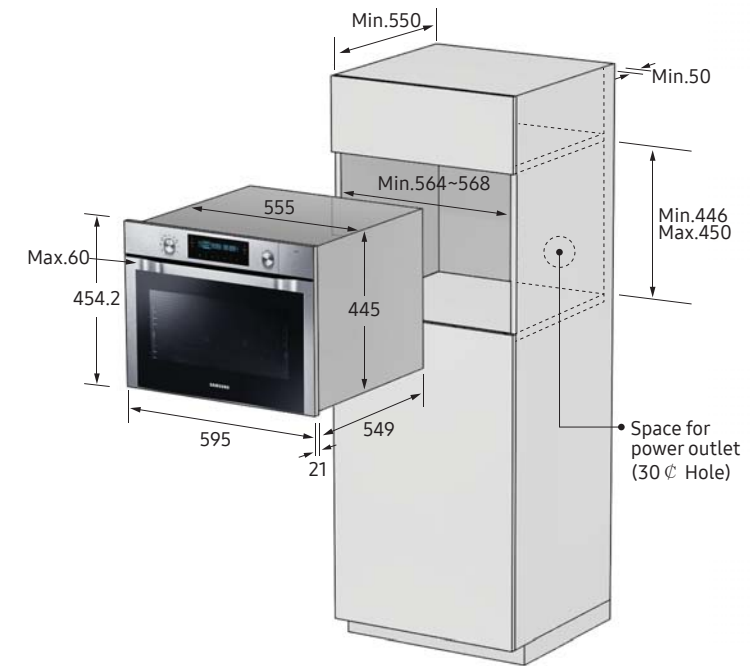


Secure at least 3mm of gap so that the door opens and closes smoothly

Models/Compact Oven

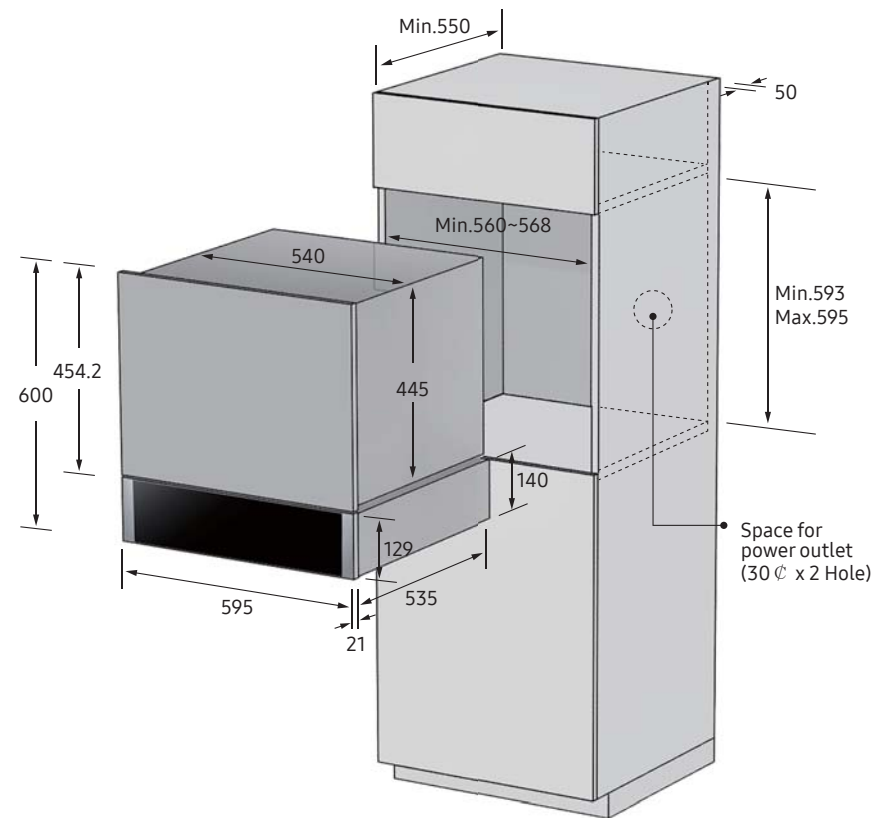
INSTALLATION GUIDE

NQ50N9530BM, NQ50J9530BS, NQ50J5530BS, NQ50K5130BS, NQ50K3130BM



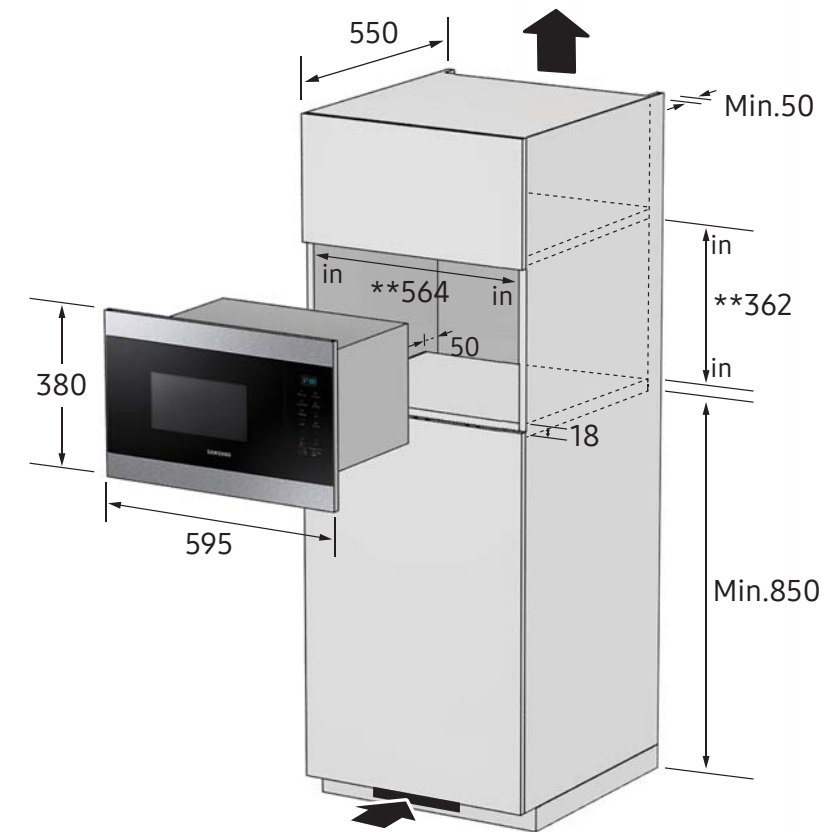
Models/warmer INSTALLATION GUIDE

NL20J7100WB



Models/Microwave Oven INSTALLATION GUIDE

MS22M8074AT

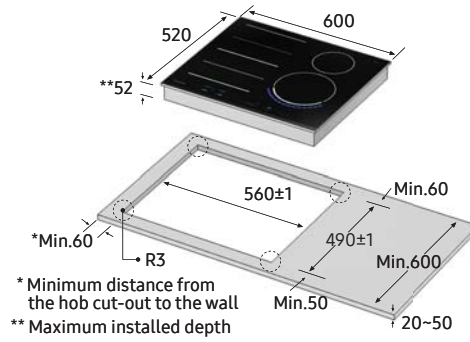
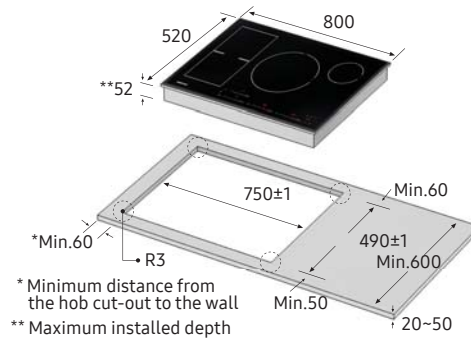
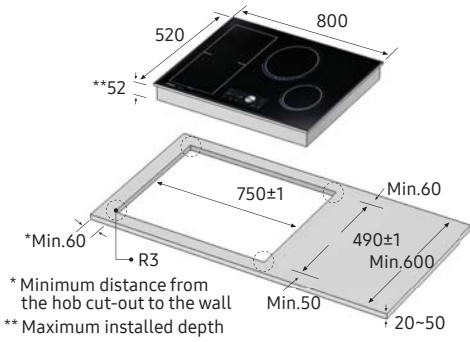


Models/Induction Cooktop INSTALLATION GUIDE

NZ84J9770EK

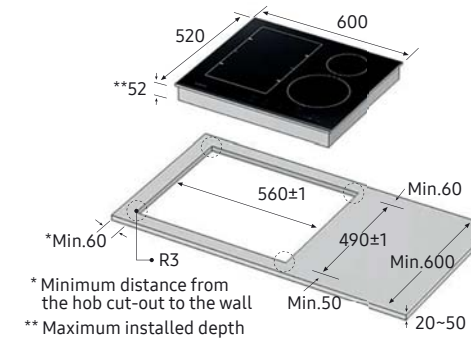
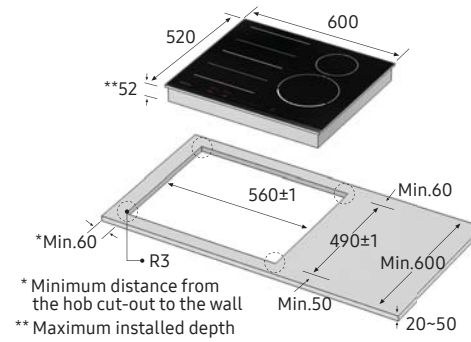
NZ84F7NC6AB

NZ64N9777GK



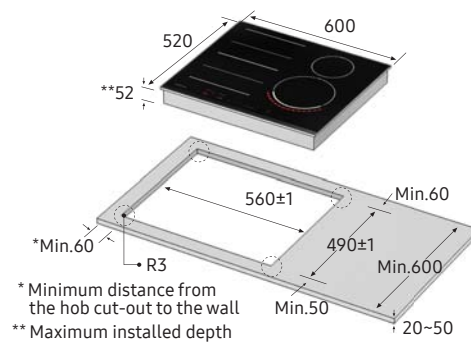
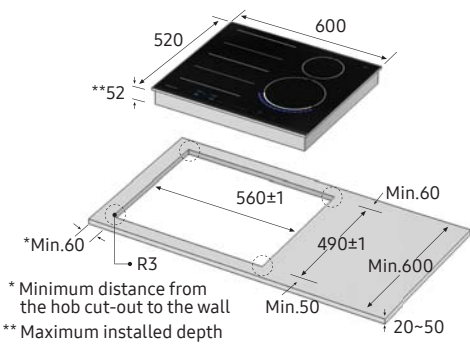
NZ64N7757GK

NZ64K7757BK

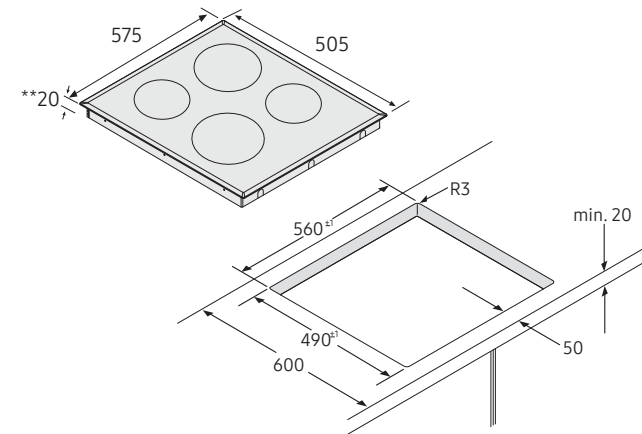


NZ64N9777BK

NZ64N7777GK



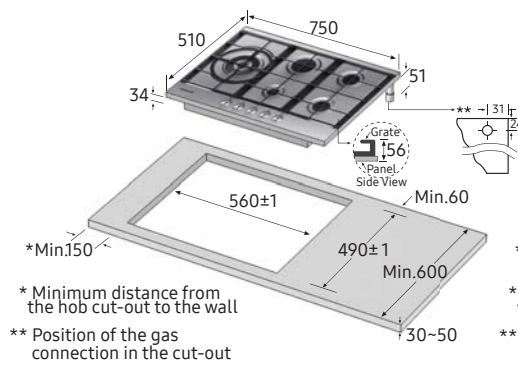
C61R1AAMST



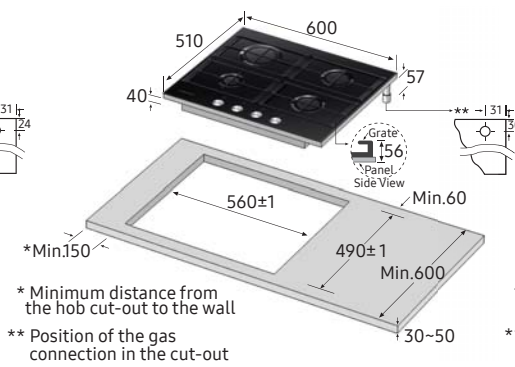
Models/Induction/Ceramic Cooktop INSTALLATION GUIDE

Models/Gas Cooktop INSTALLATION GUIDE

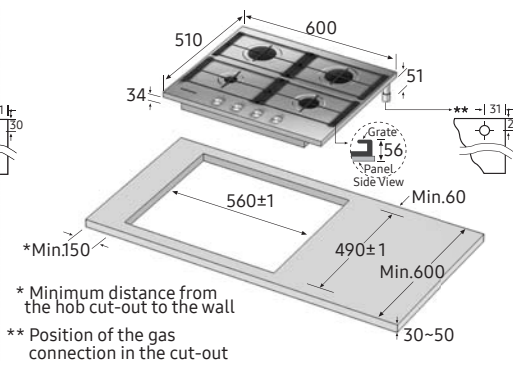
NA75J3030AS



NA64H3000AK



NA64H3010AS

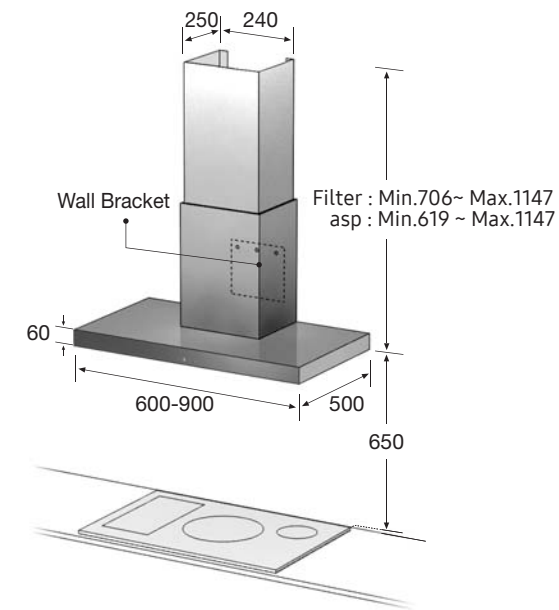


* Minimum distance from the hob cut-out to the wall
** Position of the gas connection in the cut-out

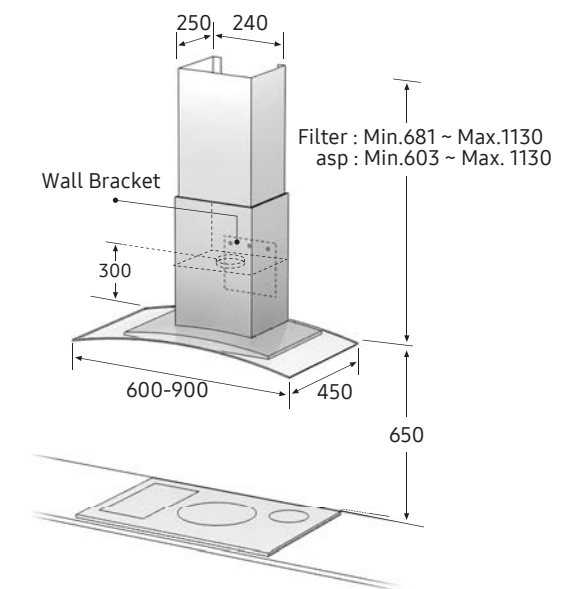
* Minimum distance from the hob cut-out to the wall
** Position of the gas connection in the cut-out

* Minimum distance from the hob cut-out to the wall
** Position of the gas connection in the cut-out

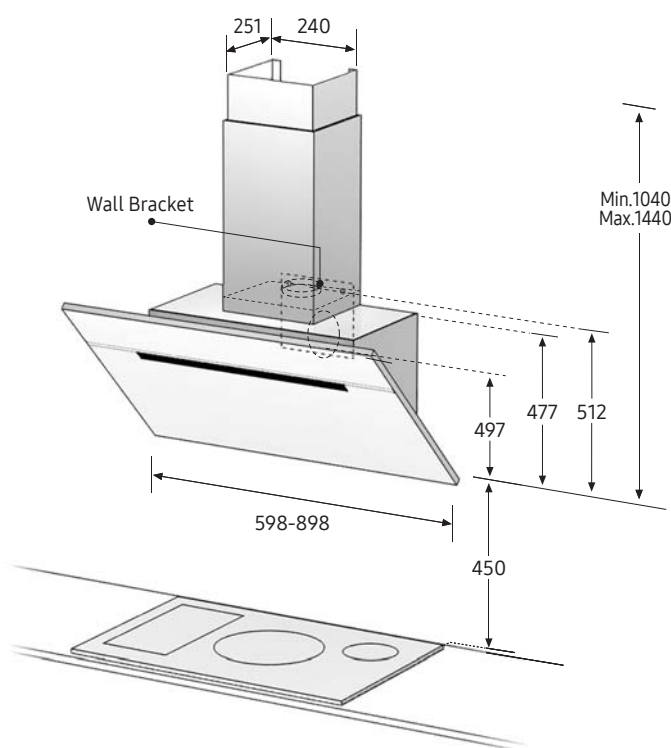
Models/Hood INSTALLATION GUIDE

NK36N5703BM 90cm, NK24N5703BM 60cm
NK24N5703BM 60cm

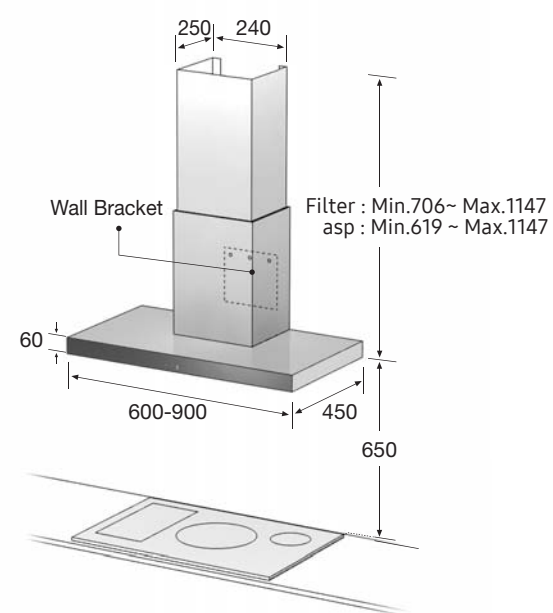
NK36M5070CS 90cm, NK24M5070CS 60cm



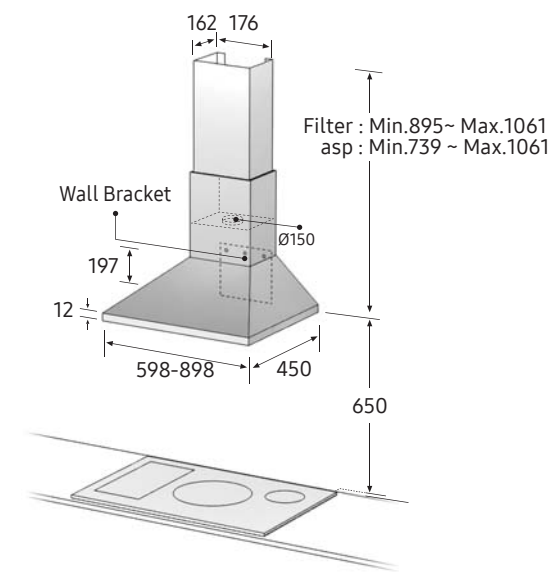
Models/Hood INSTALLATION GUIDE

NK36M7070VS 90cm, NK24M7070VS 60cm
NK36N9804VB 90cm, NK24N9804VB 60cm

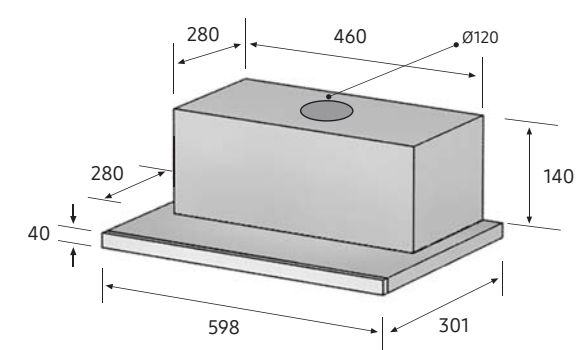
NK36N5703BS 90cm, NK24N5703BS 60cm



NK24M3050PS 60cm

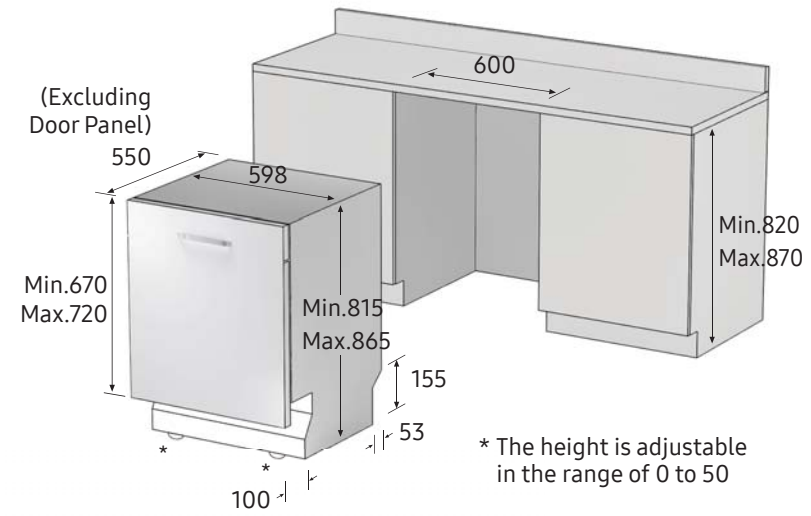


NK24M10301S 60cm



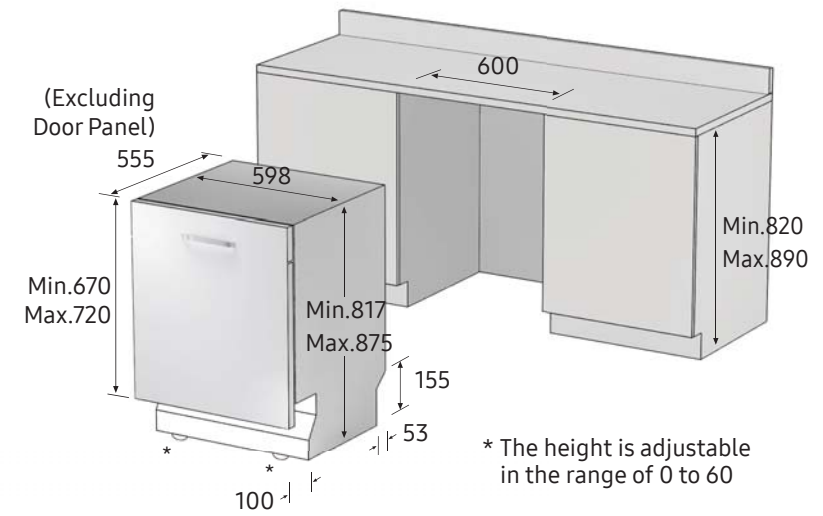
Models/Fullsize Dishwasher (Fully Built-In) INSTALLATION GUIDE

DW60M5050BB

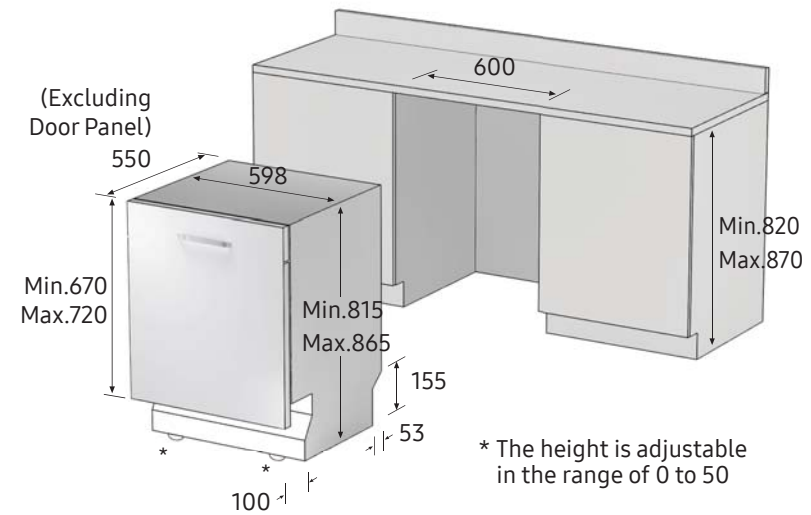


Models/Fullsize Dishwasher (Fully Built-In) INSTALLATION GUIDE

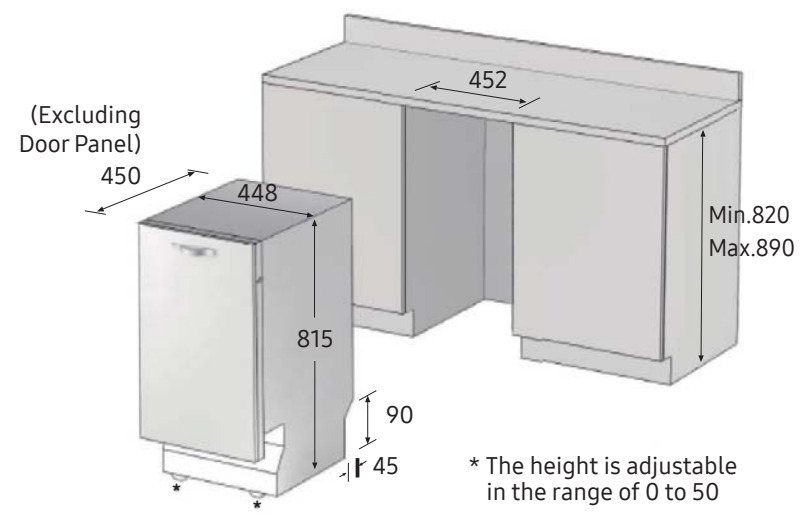
DW60M9970BB



DW60M6040BB



DW50R4040BB





Samsung Service

Samsung Customer Service is here to help you throughout the lifetime of your appliance. We provide everything from an expert repair service to helpful advice – giving you the level of service you expect from Samsung.

Repair

When you buy a Samsung appliance you choose reliability and the best in quality. If, however, you require any help, Samsung Service can provide rapid and reliable assistance.

Online Support

Many common issues can be easily solved with the correct advice. Our online FAQs give you helpful hints and tips to keep your appliance performing at its best.

<http://www.samsung.com/uk/support/category/homeappliance/>

Contact us

Our customer service advisors are here to help.

Please visit: <http://www.samsung.com/uk/support/> for more details or call us on 0330 726 7864 (consumers), 0330 726 1001 (trade).

Register your appliance and warranty

You should register all your appliances and warranties with Samsung to ensure we have full records in the event of any important product updates.

Please note selected models come with a free five year warranty on parts and labour which requires registration within 90 days of purchase, terms and conditions apply. www.samsung.com/uk/fiveyearwarranty/